

KS LINE

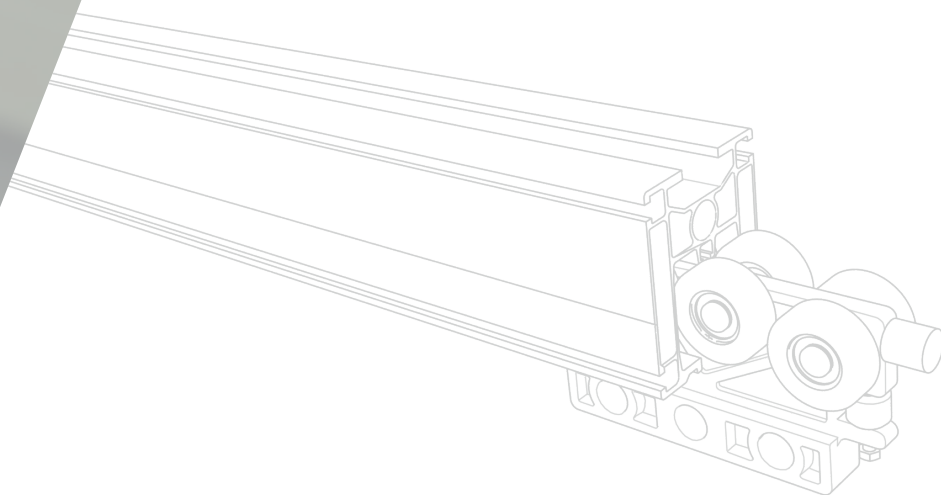
ED. 13
UPD. 02



Alusic

CRANE SYSTEMS

VIE DI CORSA
CARRILES DE RODADURA
CHEMINS DE ROULEMENT
KRANBAHNEN



KS LINE



Alusic

CRANE SYSTEMS

VIE DI CORSA
CARRILES DE RODADURA
CHEMINS DE ROULEMENT
KRANBAHNEN

EN

Alusic offers a huge range of sliding structures, crane systems and carriages. The choice depends entirely on the load and support spacing.

The diagram provided allows you to identify the most suitable system; sizing must be calculated on a case-by-case basis, and is the customer's responsibility.

IT

Alusic offre una vasta gamma di strutture scorrevoli, vie di corsa e carrelli. La scelta dipende solo dall'entità del carico e dalla distanza di staffaggio.

Attraverso il diagramma qui riportato si può individuare il sistema più adatto, ovviamente il dimensionamento andrà calcolato caso per caso a cura del cliente.

ES

Alusic ofrece una extensa gama de estructuras corredizas, carriles de rodadura y carros. La elección depende únicamente de la magnitud de la carga y de la distancia de fijación.

Mediante el diagrama incluido a continuación se puede determinar el sistema más idóneo; obviamente el dimensionamiento deberá ser calculado según cada caso por el cliente.

FR



Alusic offre une vaste gamme de structures coulissantes, de chemins de roulement et de chariots. Le choix dépend uniquement du poids de la charge et de la distance entre les attaches.

Le diagramme ci-dessous permet d'identifier le système le plus adapté. Naturellement, le dimensionnement sera calculé au cas par cas par le client.

DE

Alusic bietet eine große Auswahl an Schiebestructuren, Kranbahnen und Schlitten. Die Wahl hängt nur von der Gesamtlast und dem Abstand der Befestigungselemente ab.

Mittels des hier abgebildeten Diagramms kann das am besten geeignete System ermittelt werden. Die Bemessung muss natürlich von Fall zu Fall durch den Kunden erfolgen.



LINEAR SYSTEMS / SISTEMI LINEARI / SISTEMAS LINEALES / SYSTÈMES LINÉAIRES / LINEARSYSTEME


pag.9



pag.14



pag.14



pag.18



pag.18



pag.25

CRANE SYSTEMS / VIE DI CORSA / CARRILES DE RODADURA / CHEMINS DE ROULEMENT / KRANBAHNEN


pag.31



pag.37




pag.45



pag.57



pag.61



pag.67



pag.73



pag.79

SYMBOLS / SIMBOLI / SÍMBOLOS / SYMBOLES / SYMBOLE

Product for series 45 8 AC slot profiles

Prodotto per profili serie 45 cava 8 AC
 Producto para perfiles con ranura 8 AC serie 45
 Produit pour profilés rainure 8 AC série 45
 Produkt für Profile 8 AC Nut Reihe 45


Box

Scatola
 Caja
 Boîte
 Schachtel


Load

Portata
 Carga
 Charge
 Tragkraft

STAINLESS STEEL
Stainless steel product

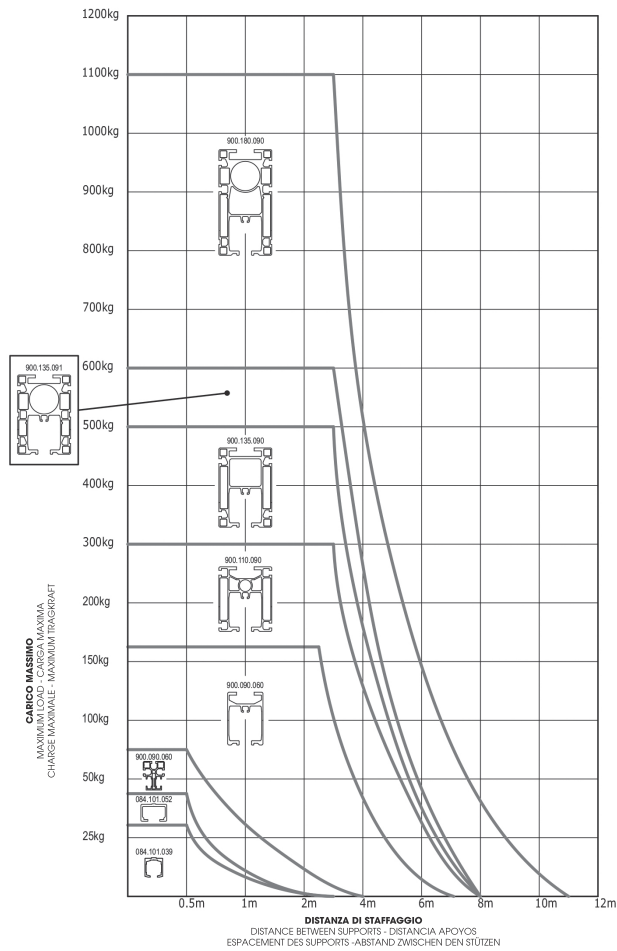
Prodotto in inox
 Producto de acero inoxidable
 Produit en acier inoxydable
 Produkt aus rostfreiem Stahl

ITALIAN PATENT
Patented product

Prodotto brevettato
 Producto patentado
 Produit breveté
 Patentiertes Produkt

PATENT
NEW
New product

Prodotto nuovo
 Nuevo producto
 Nouveau produit
 Neues Produkt



CHEMICAL COMPOSITION OF ALLOYS

COMPOSIZIONE DELLE LEGHE / COMPOSICIÓN QUÍMICA DE LAS ALEACIONES

COMPOSITION CHIMIQUE DES ALLIAGES / CHEMISCHE ZUSAMMENSETZUNG DER LEGIERUNGEN

EN-AW	Cu	Fe	Mn	Mg	Si	Zn	Cr	Ti	Al

MECHANICAL PROPERTIES

CARATTERISTICHE MECCANICHE / CARACTERÍSTICAS MECÁNICAS

CARACTÉRISTIQUES MÉCANIQUES / MECHANISCHE EIGENSCHAFTEN

EN-AW	Rm (N/mm ²)	Rp0,2 (N/mm ²)	A (%)	HB
6060	190	150	8	70
6063	215	170	8	75

PHYSICAL PROPERTIES

CARATTERISTICHE FISICHE / CARACTERÍSTICAS FÍSICAS

CARACTÉRISTIQUES PHYSIQUES / PHYSIKALISCHE EIGENSCHAFTEN

E [N/mm²]	69000
ρ [Ω mm/m]	0.033
λ W/mK	210
T_m (C°)	615 - 655
α (K⁻¹)	25X10 ⁻⁶



LINEAR SYSTEMS

SISTEMI LINEARI
SISTEMAS LINEALES
SYSTÈMES LINÉAIRES
LINEARSYSTEME



EN

The components for Alusic's linear systems represent a rapid and functional way to create sliding solutions, such as movable workstations for transporting and supporting the tools and equipment needed for production.

The systems are based on extruded aluminium profiles and plastic or aluminium carriages.

IT

I componenti per i sistemi lineari Alusic rappresentano una soluzione rapida e funzionale per la realizzazione di scorrevoli, quali postazioni di lavoro movimentabili per il trasporto e il sostegno degli utensili e strumenti necessari all'attività produttiva.

I sistemi si basano su profili in alluminio estruso e carrelli in plastica o in alluminio.

ES

Los componentes para los sistemas lineales Alusic son una solución rápida y funcional para la realización de sistemas corredizos, como puestos de trabajo móviles para el transporte y la sujeción de las herramientas y los instrumentos necesarios para la actividad productiva.

Los sistemas se basan en perfiles de aluminio extruido y carros de plástico o de aluminio.

FR


Les composants pour les systèmes linéaires Alusic constituent une solution à la fois rapide et fonctionnelle pour la réalisation d'éléments coulissants, tels que postes de travail mobiles pour le transport et le soutien des outils et des instruments nécessaires aux activités de production.

Les systèmes reposent sur des profilés en aluminium extrudé et des chariots en plastique ou en aluminium.

DE

Die Komponenten für Linearsysteme von Alusic stellen eine schnelle und funktionale Lösung zur Schaffung von Schiebekonstruktionen, wie zum Beispiel bewegbare Arbeitsplätze zum Transport und zur Halterung von Instrumenten und Werkzeugen, die für die Produktionstätigkeit benötigt werden, dar.

Grundlage der Systeme bilden stranggepresste Aluminiumprofile und Schlitten aus Kunststoff oder Aluminium.



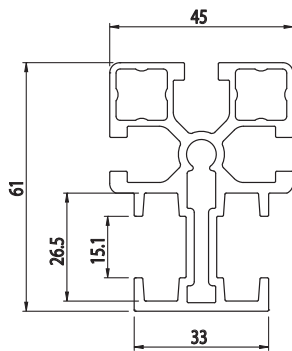



45x60

PATENT




Cod	Ix cm ⁴	Iy cm ⁴	wx cm ³	wy cm ³	mm ²	Kg/m
084.101.034	24,83	10,65	7,75	4,73	701	1,89



Anodised aluminium
 Alluminio anodizzato
 Aluminio anodizado
 Aluminium anodisé
 Eloxiertes Aluminium
L=6040 mm

Natural colour
 Colore naturale
 Color natural
 Couleur naturelle
 Natürliche Farbe

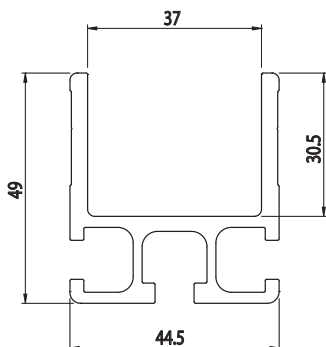



45x49

PATENT

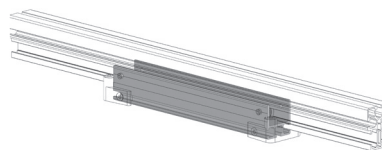


Cod	Ix cm ⁴	Iy cm ⁴	wx cm ³	wy cm ³	mm ²	Kg/m
084.101.035	10,32	14,10	3,52	6,35	524	1,42



Anodised aluminium
 Alluminio anodizzato
 Aluminio anodizado
 Aluminium anodisé
 Eloxiertes Aluminium
L=6040 mm

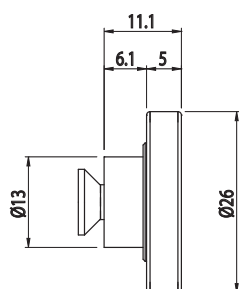

Natural colour
 Colore naturale
 Color natural
 Couleur naturelle
 Natürliche Farbe





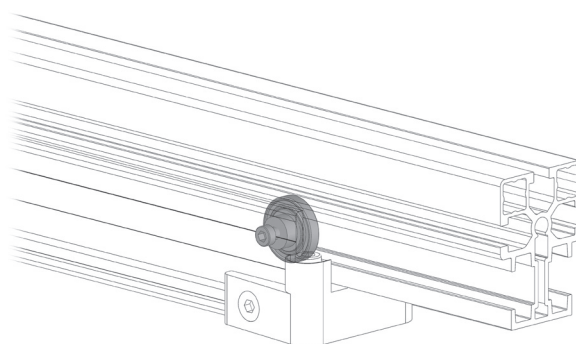
SLIDING ROLLER TRACK
ROTELLA DI SCORRIMENTO
RUEDA DE DESLIZAMIENTO
ROULETTE DE COULISSEMENT
GLEITROLLE

AC
8
45



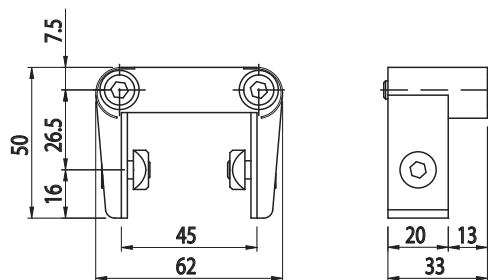

Cod	Note	g
801.001.001	Complete with screws - Completo di vite - Incluye tornillo - Visserie fournie - Einschließlich Schraube	26

Galvanised steel
Acciaio zincato
Acero galvanizado
Acier zingué
Verzinkter Stahl



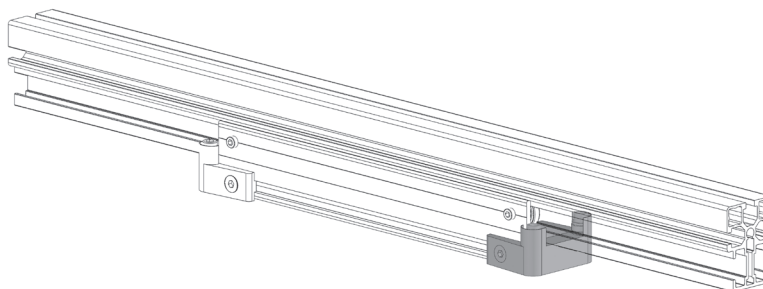
EXTERNAL GUIDE
GUIDA ESTERNA
GUÍA EXTERIOR
GUIDE EXTERNE
ÄUSSERE FÜHRUNG

AC
8
45



Cod	Note	g
801.001.002	Complete with hardware - Completa di viteria - Incluye tornillería - Visserie fournie - Einschließlich Schrauben	504


Grey polyamide
Poliammide grigio
Poliamida color gris
Polyamide gris
Polyamid grau





STOP FOR CARRIAGE
 FERMO PER CARRELLO
 RETÉN PARA CARRO
 ARRÊT POUR CHARIOT
 FESTSTELLER FÜR WAGEN

AC
8
45



Cod	Note	g
801.001.003	Complete with hardware - Completo di viteria - Incluye tornillería - Visserie fournie - Einschließlich Schrauben	778

Grey polyamide
 Poliammide grigio
 Poliamida color gris
 Polyamide gris
 Polyamid grau


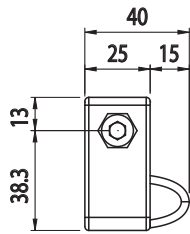
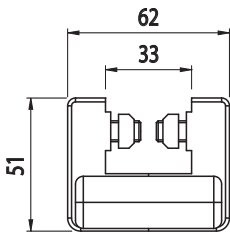
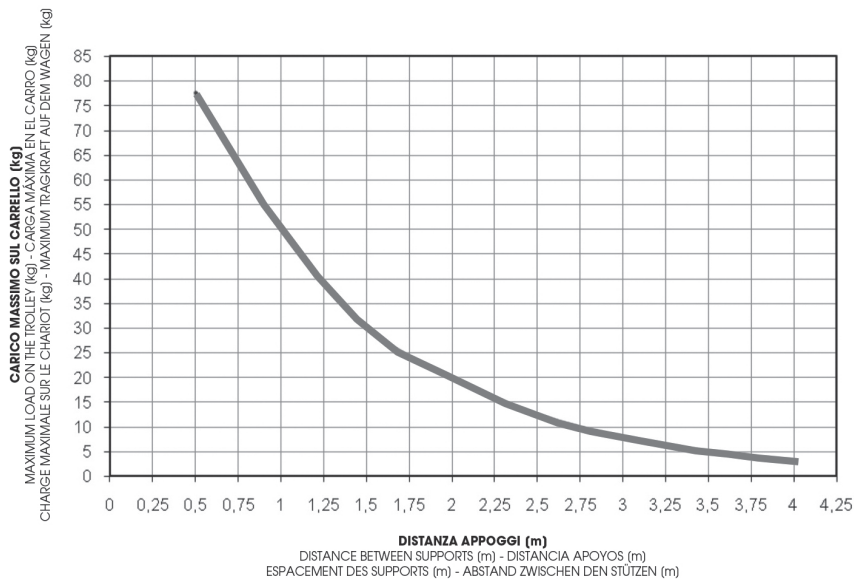


DIAGRAMMA PORTATE CARRELLO
 TROLLEY LOAD DIAGRAM - DIAGRAMA DE CARGA DEL CARRO
 DIAGRAMME DE CHARGE DU CHARIOT - TRAGKRAFTDIAGRAMM DES WAGENS





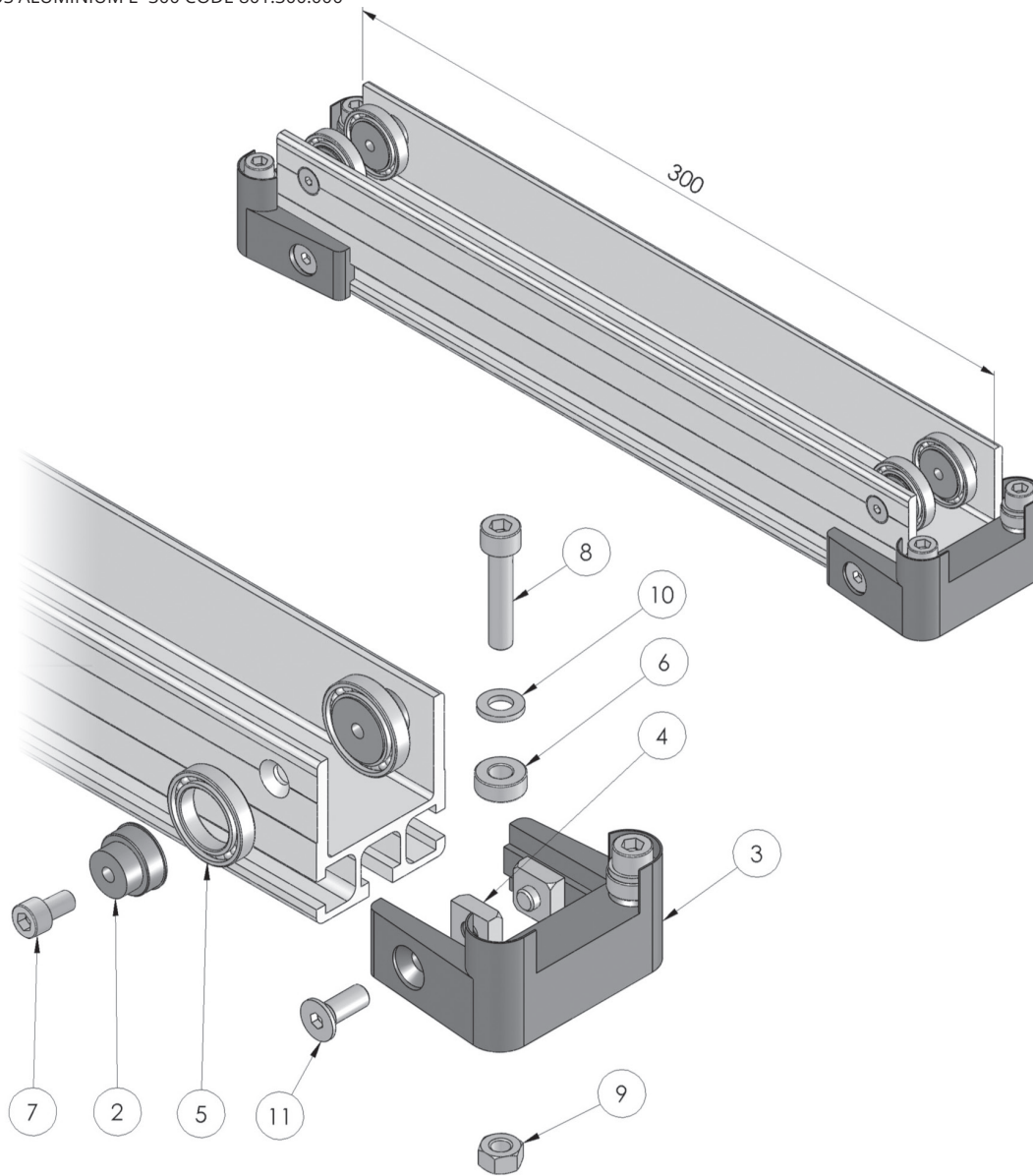
STANDARD ALUMINIUM TROLLEY L=300 COD. 801.300.000

CARRELLO STANDARD IN ALLUMINIO L=300 COD. 801.300.000

CARRO ESTÁNDAR DE ALUMINIO L=300 COD. 801.300.000

CHARIOT DTANDARD EN ALUMINIUM L=300 RÉF. 801.300.000

STANDARDSCHLITTEN AUS ALUMINIUM L=300 CODE 801.300.000



11	0616UNI5933	2
10	06UNI6592	4
9	06UNI5588	4
8	0630UNI5931	4
7	0516UNI5933	8
6	801.001.004	4
5	801.001.003	4
4	084.302.003	4
3	801.001.002	2
2	801.001.001	4
1	801.300.001	1
N.	COD.	Q.



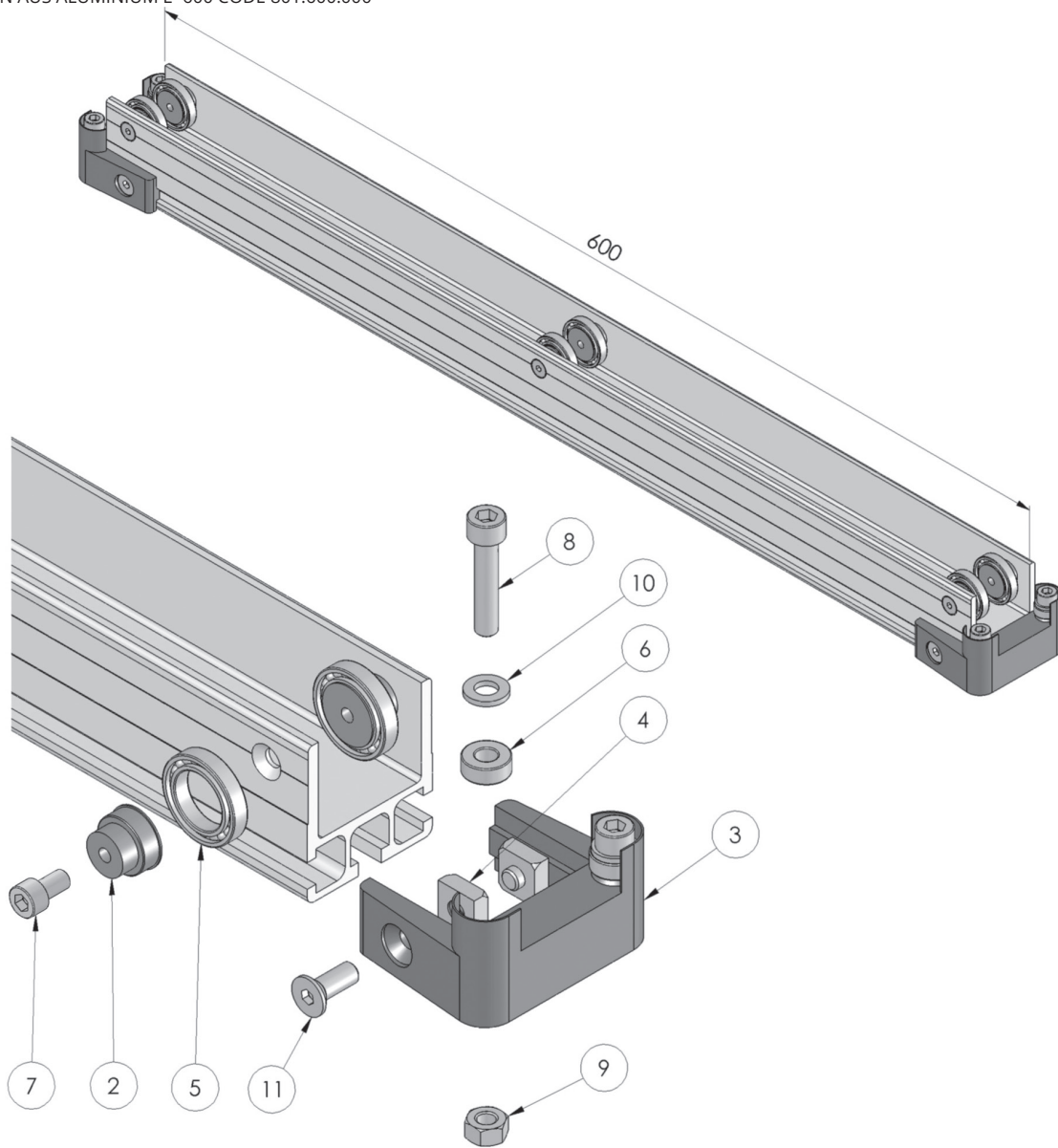
STANDARD ALUMINIUM TROLLEY L=600 COD. 801.600.000

CARRELLO STANDARD IN ALLUMINIO L=600 COD. 801.600.000

CARRO ESTÁNDAR DE ALUMINIO L=600 COD. 801.600.000

CHARIOT DTANDARD EN ALUMINIUM L=600 RÉF. 801.600.000

STANDARDSCHLITTEN AUS ALUMINIUM L=600 CODE 801.600.000

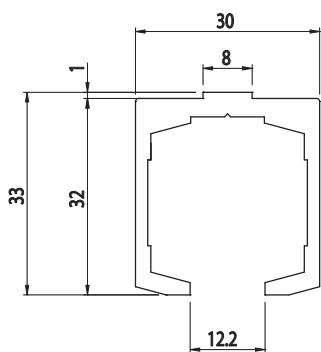
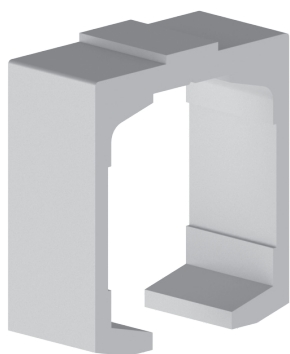


11	0616UNI5933	2
10	06UNI6592	4
9	06UNI5588	4
8	0630UNI5931	4
7	0516UNI5933	10
6	801.001.004	4
5	801.001.003	6
4	084.302.003	4
3	801.001.002	2
2	801.001.001	6
1	801.600.001	1
N.	COD.	Q.



30x33

Cod	lx cm ⁴	ly cm ⁴	wx cm ³	wy cm ³	mm ²	Kg/m
084.101.039	12,67	23,89	8,45	14,05	283,81	0,61




Anodised aluminium
 Alluminio anodizzato
 Aluminio anodizado
 Aluminium anodisé
 Eloxiertes Aluminium
L=6040 mm

Natural colour
 Colore naturale
 Color natural
 Couleur naturelle
 Natürliche Farbe

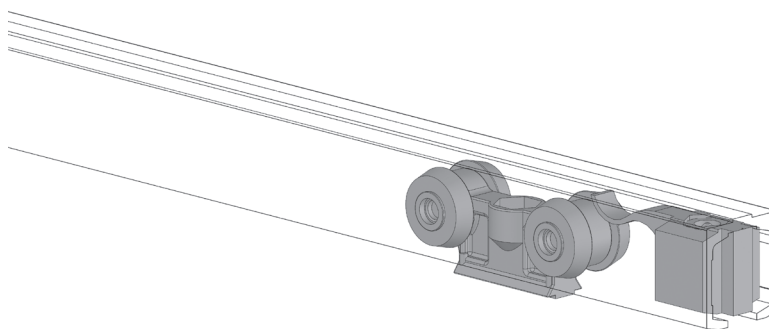
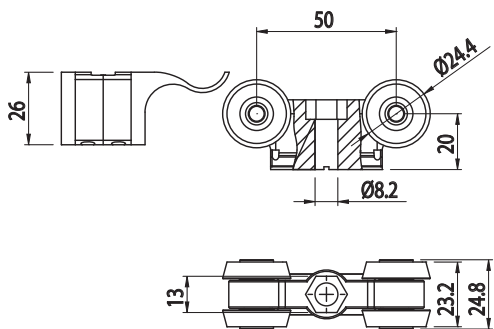
CARRIAGE
 CARRELLO
 CARRO
 CHARIOT
 SCHLITTEN

Cod	Note	g
084.535.001	Complete with end stop - Completo di fine corsa - Incluye final de carrera - Avec fin de course - Einschließlich Endanschlag	65



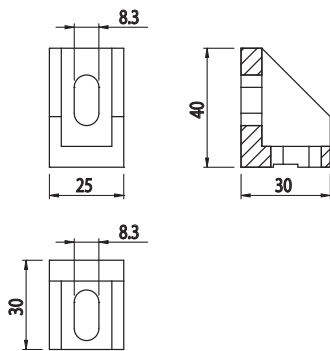
Blackpolyamide
 Poliammide nero
 Poliamida color negro
 Polyamide noir
 Polyamid schwarz

Load 15 Kg
 Portata 15 Kg
 Carga 15 Kg
 Charge 15 Kg
 Tragkraft 15 Kg



**ANGLE BRACKET**

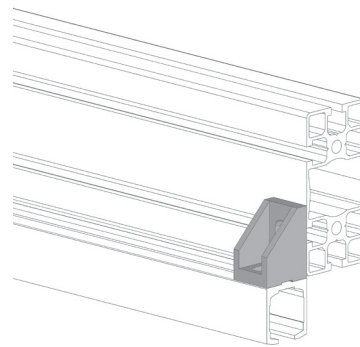
ANGOLARE DI FISSAGGIO
ANGULAR DE FIJACIÓN
CORNIÈRE DE FIXATION
BEFESTIGUNGSWINKELSTÜCK



Cod	Note	g
084.535.002	For 084.101.039 guide - Per guida 084.101.039 - Para guía 084.101.039 - Pour guide 084.101.039 - Für Führung 084.101.039	40

Tumbled aluminium

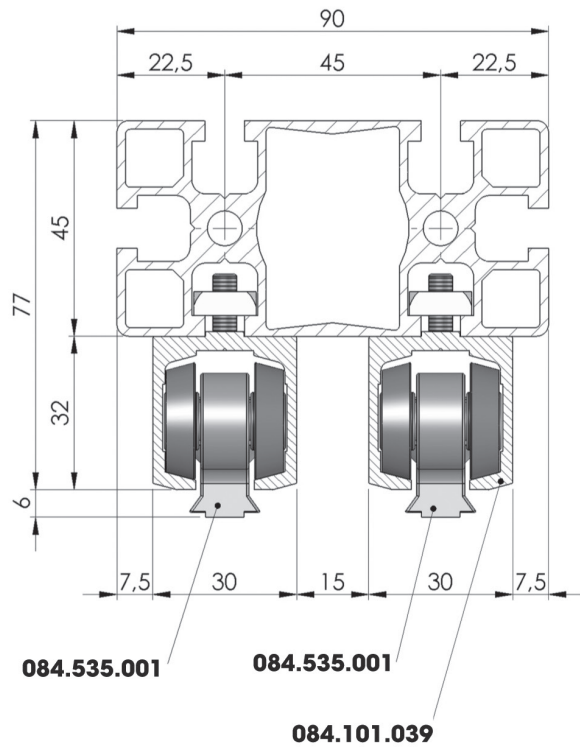
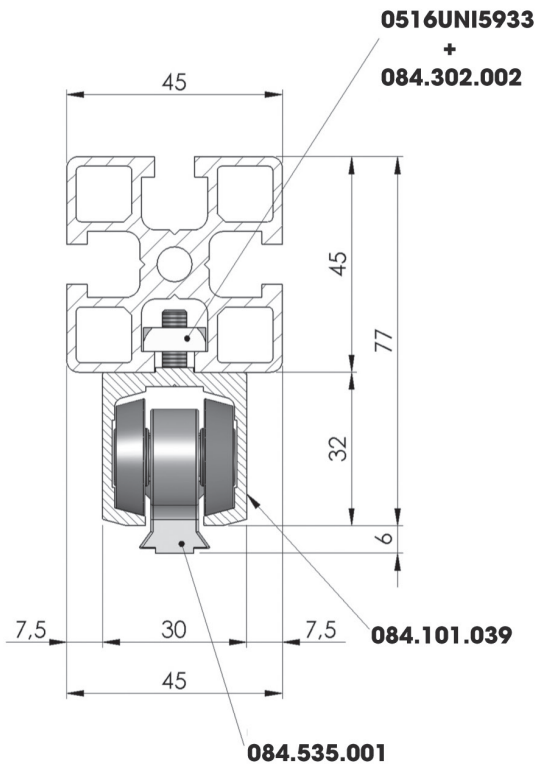
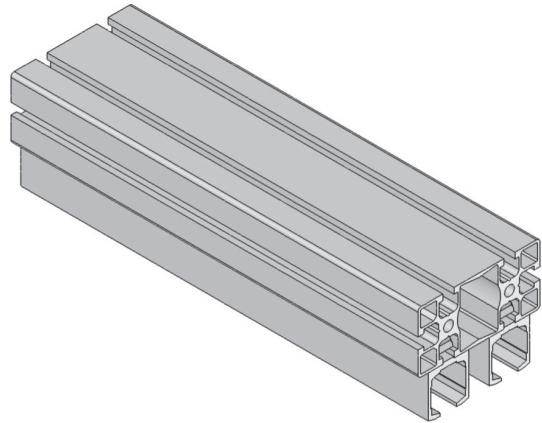

Alluminio burattato
Aluminio pulido
Aluminium poli au tonneau
Trowalisiertes Aluminium





EXAMPLES OF LINEAR SYSTEMS ASSEMBLY

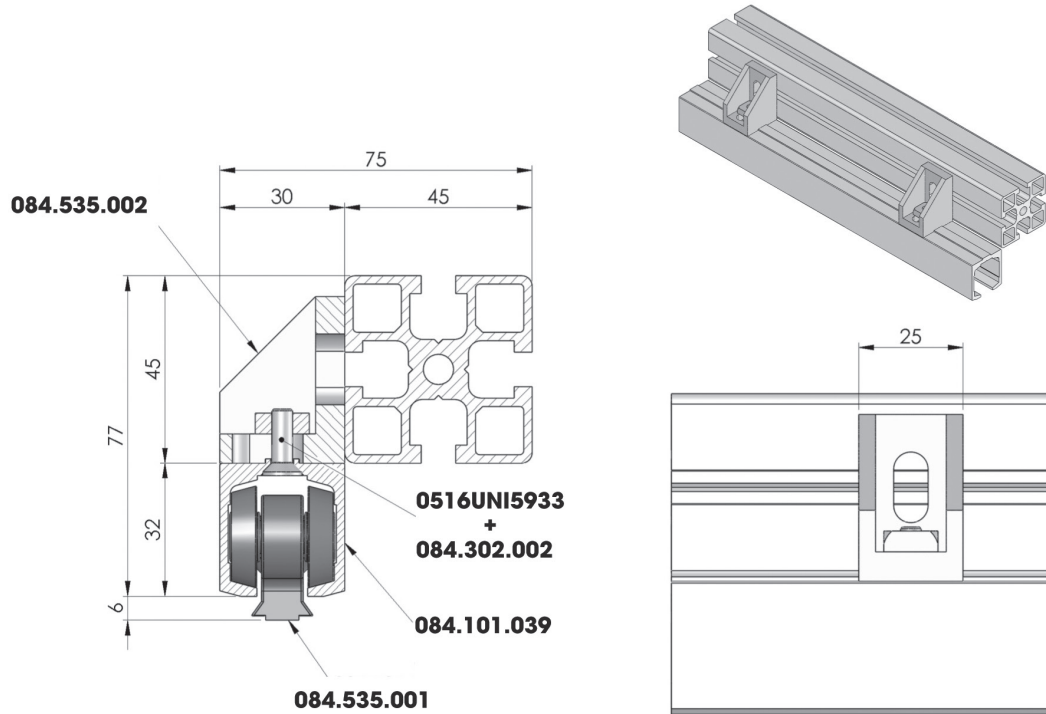
ESEMPI DI MONTAGGIO PER SISTEMI LINEARI
EJEMPLOS DE MONTAJE PARA SISTEMAS LINEARES
EXEMPLES D'INSTALLATION POUR SYSTEMES LINEAIRES
MONTAGEBEISPIELE FUR LINEARE SYSTEME





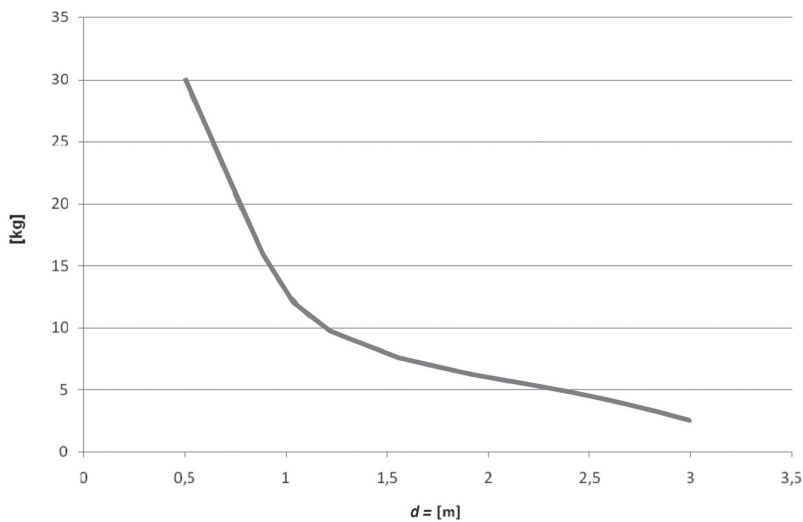
EXAMPLES OF LINEAR SYSTEMS ASSEMBLY

ESEMPI DI MONTAGGIO PER SISTEMI LINEARI
 EJEMPLOS DE MONTAJE PARA SISTEMAS LINEARES
 EXEMPLES D'INSTALLATION POUR SYSTEMES LINEAIRES
 MONTAGEBEISPIELE FUR LINEARE SYSTEME



MAXIMUM LOAD ON TROLLEY 084.535.001

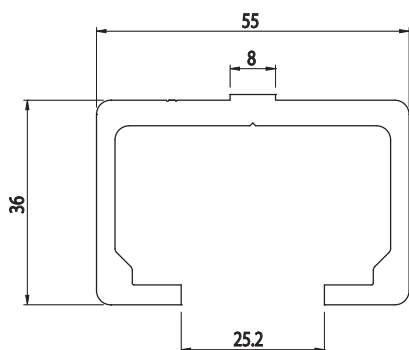
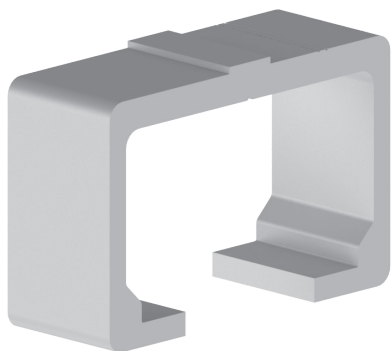
DIAGRAMMA PORTATE CARRELLO 084.535.001
 DIAGRAMA CAPACIDAD DE CARRO 084.535.001
 TABLEAU DES CAPACITÉS DE CHARIOT 084.535.001
 TRAGLAST DIAGRAMM DER SCHLITTEN 084.535.001





36x55

Cod	lx cm ⁴	ly cm ⁴	wx cm ³	wy cm ³	mm2	Kg/m
084.101.052	10,03	21,03	4,78	8,74	566	1,53



Anodised aluminium
 Alluminio anodizzato
 Aluminio anodizado
 Aluminium anodisé
 Eloxiertes Aluminium
L=6040 mm

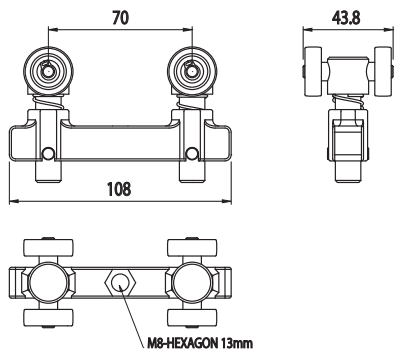

Natural colour
 Colore naturale
 Color natural
 Couleur naturelle
 Natürliche Farbe

CARRIAGE

CARRELLO
 CARRO
 CHARIOT
 SCHLITTEN

PATENT

Cod	Note	g
800.019.101	For M8 screw - Per vite M8 - Para tornillo M8 - Pour vis M8 - Für Schraube M8	225




Black polyamide
 Poliammide nero
 Poliamida color negro
 Polyamide noir
 Polyamid schwarz

Load 20 Kg
 Portata 20 Kg
 Carga 20 Kg
 Charge 20 Kg
 Tragkraft 20 Kg

**CARRIAGE**

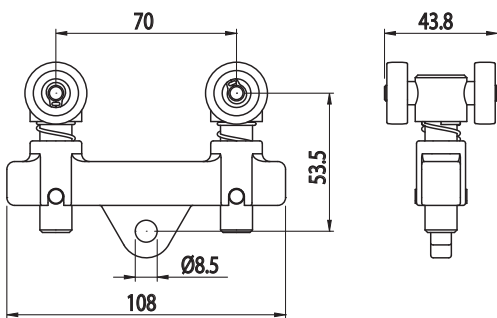
CARRELO
CARRO
CHARIOT
SCHLITTEN

PATENT


Cod	Note	g
800.019.102	With eyelet - Con occhiello - Con ojete - Avec anneau - Mit Öse	235

Blackpolyamide
Poliammide nero
Poliamida color negro
Polyamide noir
Polyamid schwarz

Load 20 Kg
Portata 20 Kg
Carga 20 Kg
Charge 20 Kg
Tragkraft 20 Kg

**CARRIAGE**

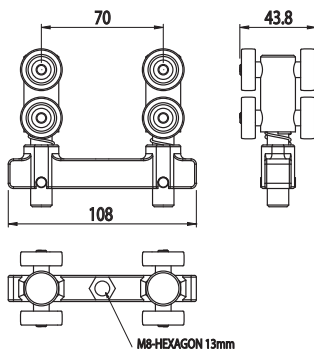
CARRELO
CARRO
CHARIOT
SCHLITTEN

PATENT

Cod	Note	g
800.019.109	For M8 screw - Per vite M8 - Para tornillo M8 - Pour vis M8 - Für Schraube M8	365

Blackpolyamide
Poliammide nero
Poliamida color negro
Polyamide noir
Polyamid schwarz

Load 20 Kg
Portata 20 Kg
Carga 20 Kg
Charge 20 Kg
Tragkraft 20 Kg






CARRIAGE

CARRELLO
CARRO
CHARIOT
SCHLITTEN

PATENT



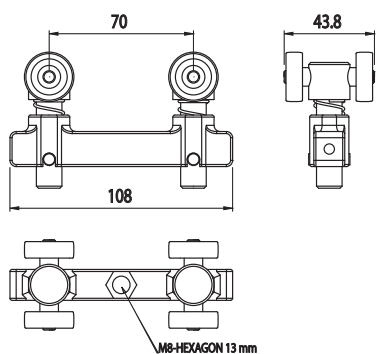
Cod	Note	g
800.019.103	For M8 screw - Per vite M8 - Para tornillo M8 - Pour vis M8 - Für Schraube M8	260

Aluminium

Alluminio
Aluminio
Aluminium
Aluminium

Load 40 Kg


Portata 40 Kg
Carga 40 Kg
Charge 40 Kg
Tragkraft 40 Kg



CARRIAGE

CARRELLO
CARRO
CHARIOT
SCHLITTEN

PATENT



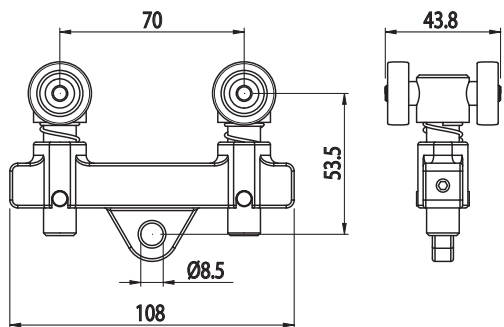
Cod	Note	g
800.019.104	With eyelet - Con occhiello - Con ojete - Avec anneau - Mit Öse	275

Aluminium

Alluminio
Aluminio
Aluminium
Aluminium

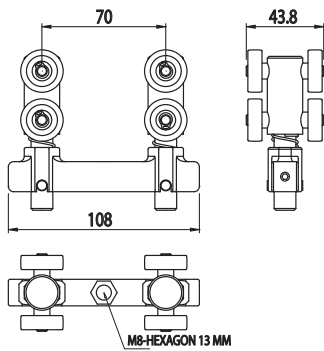
Load 40 Kg

Portata 40 Kg
Carga 40 Kg
Charge 40 Kg
Tragkraft 40 Kg



**CARRIAGE**

CARRELLO
CARRO
CHARIOT
SCHLITTEN

PATENT

Cod	Note	g
800.019.108	For M8 screw - Per vite M8 - Para tornillo M8 - Pour vis M8 - Für Schraube M8	400

Aluminium

Alluminio
Aluminio
Aluminium
Aluminium


Load 40 Kg

Portata 40 Kg
Carga 40 Kg
Charge 40 Kg
Tragkraft 40 Kg



END STOP

FERMO DI FINE CORSA
TOPE DE FINAL DE CARRERA
ARRÊT DE FIN DE COURSE
ENDANSCHLAG



Cod	Note	g
800.019.107	Complete with hardware - Completo di viteria - Incluye tornillería - Visserie fournie - Komplett mit Schrauben	100

Black polyamide
Poliammide nero
Poliamida color negro
Polyamide noir
Polyamid schwarz

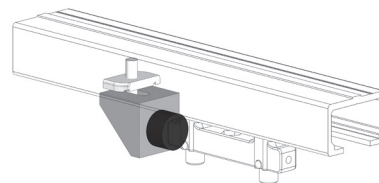
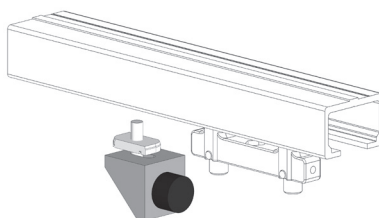
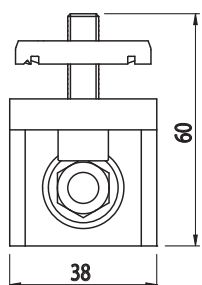
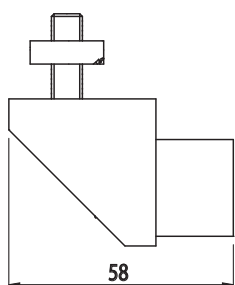
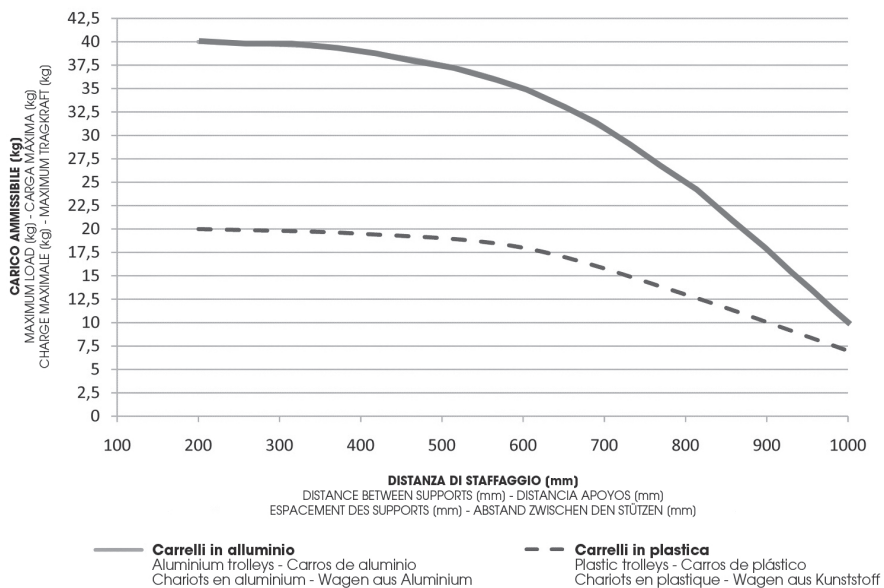


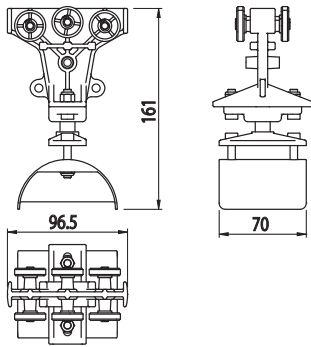
DIAGRAMMA PORTATE CARRELLO
TROLLEY LOAD DIAGRAM - DIAGRAMA DE CARGA DEL CARRO
DIAGRAMME DE CHARGE DU CHARIOT - TRAGKRAFTDIAGRAMM DES WAGENS





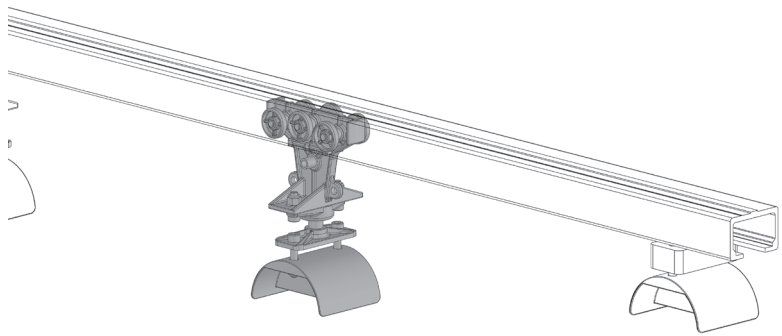
CARRIAGE FOR CABLES

CARRELLO PER CAVI
CARRO PARA CABLES
CHARIOT POUR CÂBLES
SCHLITTEN FÜR KABEL



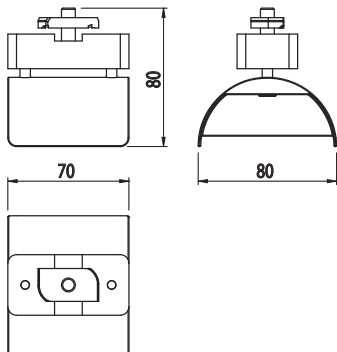

Cod	Note	g
800.019.032	Both rigid and articulated - Sia rigido che snodato - Tanto rígido como articulado - Rigide et articulé - Sowohl starr als auch mit Gelenk	200

Black polyamide
Poliammide nero
Poliamida color negro
Polyamide noir
Polyamid schwarz



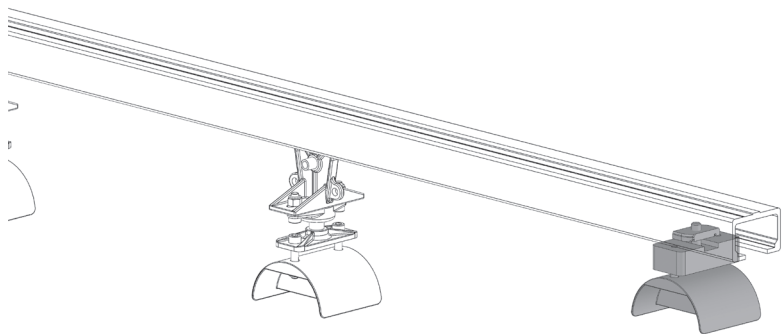
FIXED POINT

PUNTO FISSO
PUNTO FIJO
POINT FIXE
FESTER PUNKT



Cod	Note	g
800.019.033	For cables - Per cavi - Para cables - Pour câbles - Für Kabel	160

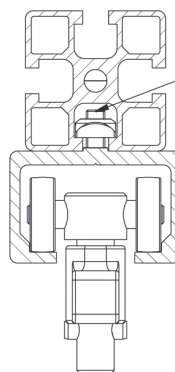

Black polyamide
Poliammide nero
Poliamida color negro
Polyamide noir
Polyamid schwarz





TESTED FOR MORE THAN 300 KM

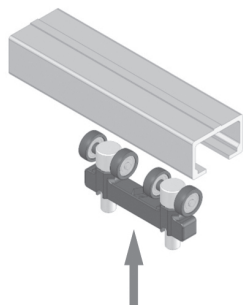
TESTATI PER OLTRE 300 KM
 PROBADOS POR MÁS DE 300 KM
 TESTÉS SUR PLUS DE 300 KM
 ÜBER 300 KM GETESTET



0616 UNI 5933 + 084.302.003

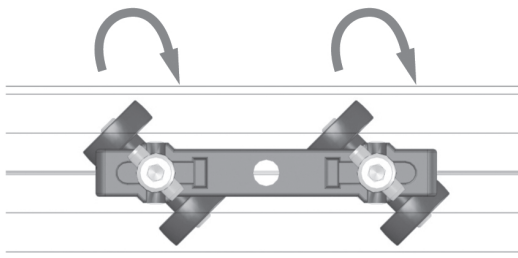


1



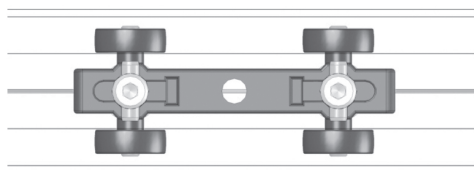
Insertion of trolley in any point of the profile
 Inserimento del carrello in qualunque punto del profilo
 Introducción del carro en cualquier punto del perfil
 Insertion du chariot à n'importe quel point du profil
 Einsetzen des Schlittens an jedem beliebigen Punkt des Profils

2

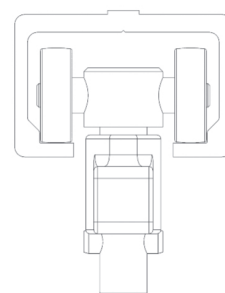
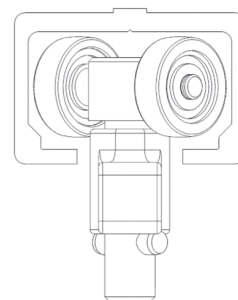
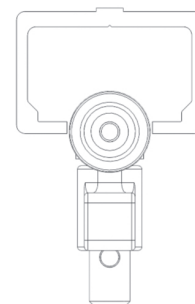


Rotation of wheels axis with a simple hexagonal spanner
 Rotazione degli assi delle ruote con una semplice chiave esagonale
 Rotación de los ejes de las ruedas con una simple llave hexagonal
 Rotation des axes des roulettes avec une simple clé à six pans
 Drehung der Radachsen mit einfachem Sechskantschlüssel

3




Easy sliding without stops thanks to four independent wheels
 Scorrimento facile e senza impuntamenti grazie alle quattro ruote indipendenti
 Deslizamiento fácil y sin agarrotamientos gracias a las cuatro ruedas independientes
 Coulisement facilité et sans blocage, grâce aux quatre roulettes indépendantes
 Leichtes Gleiten ohne Verklemmen durch die 4 unabhängigen Räder



**90° PRISMATIC GUIDE**

GUIDA PRISMATICA 90°
GUÍA PRISMÁTICA 90°
GUIDE PRISMATIQUE 90°
PRISMENFÜHRUNG 90°



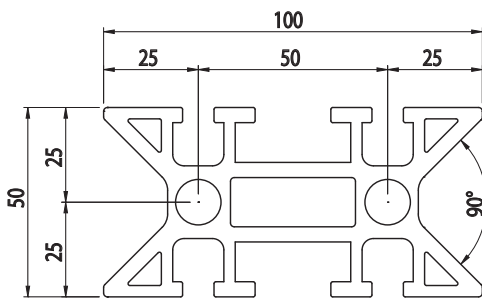
Cod	lx cm ⁴	ly cm ⁴	wx cm ³	wy cm ³	mm ²	Kg/m
084.530.001	145,74	42,00	29,15	16,80	1712	4,86

Anodised aluminium


Alluminio anodizzato
Aluminio anodizado
Aluminium anodisé
Eloxiertes Aluminium
L=6040 mm

Natural colour

Colore naturale
Color natural
Couleur naturelle
Natürliche Farbe

**90° PRISMATIC GUIDE**

GUIDA PRISMATICA 90°
GUÍA PRISMÁTICA 90°
GUIDE PRISMATIQUE 90°
PRISMENFÜHRUNG 90°



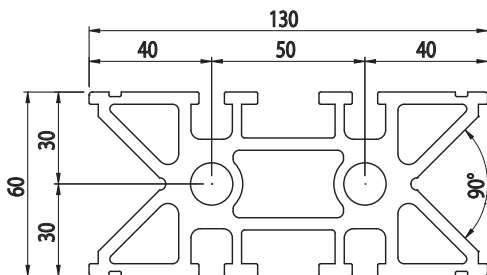
Cod	lx cm ⁴	ly cm ⁴	wx cm ³	wy cm ³	mm ²	Kg/m
084.530.002	368,70	94,69	56,72	31,56	2767	11,06

Anodised aluminium

Alluminio anodizzato
Aluminio anodizado
Aluminium anodisé
Eloxiertes Aluminium
L=6040 mm

Natural colour

Colore naturale
Color natural
Couleur naturelle
Natürliche Farbe






90° PRISMATIC GUIDE

GUIDA PRISMATICA 90°
GUÍA PRISMÁTICA 90°
GUIDE PRISMATIQUE 90°
PRISMENFÜHRUNG 90°



Cod	lx cm ⁴	ly cm ⁴	wx cm ³	wy cm ³	mm ²	Kg/m
084.530.003	1101,30	156,00	122,37	52,00	3726	11,06

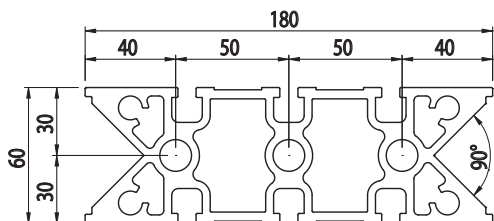


Anodised aluminium

Alluminio anodizzato
Aluminio anodizado
Aluminium anodisé
Eloxiertes Aluminium
L=6040 mm

Natural colour


Colore naturale
Color natural
Couleur naturelle
Natürliche Farbe



Ø60 PRISMATIC WHEEL

RUOTA PRISMATICA Ø60
RUEDA PRISMÁTICA Ø60
ROUE PRISMATIQUE Ø60
PRISMENRAD Ø60

Cod	Note	g
084.530.004	Radial load 800 N - Axial load 200 N Carico radiale 800 N - Carico assiale 200 N Carga radial 800 N - Carga axial 200 N Charge radiale 800 N - Charge axiale 200 N Radiallast 800 N - Axiallast 200 N	150

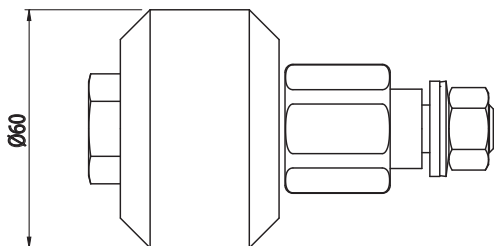


Black polyamide

Poliammide nero
Poliamida color negro
Polyamide noir
Polyamid schwarz

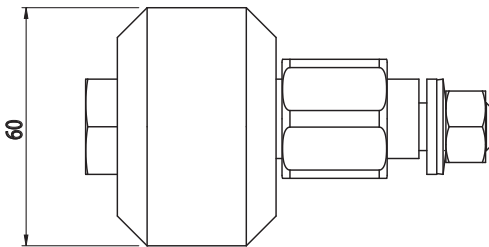

Steel

Acciaio
Acero
Acier
Stahl



**Ø60 PRISMATIC WHEEL**

RUOTA PRISMATICA Ø60
RUEDA PRISMÁTICA Ø60
ROUE PRISMATIQUE Ø60
PRISMENRAD Ø60



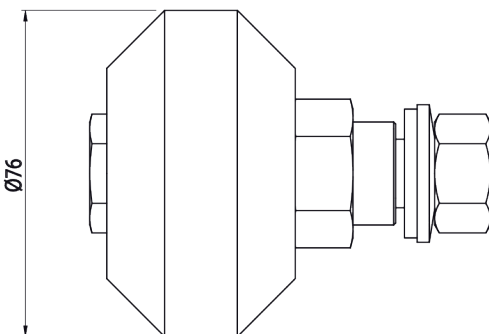

Cod	Note	g
084.530.005	Radial load 800 N - Axial load 200 N Carico radiale 800 N - Carico assiale 200 N Carga radial 800 N - Carga axial 200 N Charge radiale 800 N - Charge axiale 200 N Radiallast 800 N - Axiallast 200 N	150

Black polyamide
Poliammide nero
Poliamida color negro
Polyamide noir
Polyamid schwarz

Steel
Acciaio
Acero
Acier
Stahl

Ø76 PRISMATIC WHEEL

RUOTA PRISMATICA Ø76
RUEDA PRISMÁTICA Ø76
ROUE PRISMATIQUE Ø76
PRISMENRAD Ø76



Cod	Note	g
084.530.006	Radial load 800 N - Axial load 200 N Carico radiale 800 N - Carico assiale 200 N Carga radial 800 N - Carga axial 200 N Charge radiale 800 N - Charge axiale 200 N Radiallast 800 N - Axiallast 200 N	225

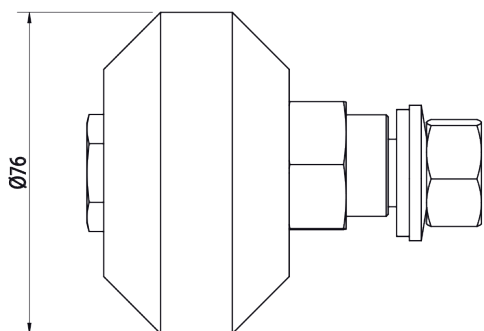

Black polyamide
Poliammide nero
Poliamida color negro
Polyamide noir
Polyamid schwarz

Steel
Acciaio
Acero
Acier
Stahl



Ø76 PRISMATIC WHEEL

RUOTA PRISMATICA Ø76
RUEDA PRISMÁTICA Ø76
ROUE PRISMATIQUE Ø76
PRISMENRAD Ø76



Cod	Note	g
084.530.007	Radial load 800 N - Axial load 200 N Carico radiale 800 N - Carico assiale 200 N Carga radial 800 N - Carga axial 200 N Charge radiale 800 N - Charge axiale 200 N Radiallast 800 N - Axiallast 200 N	225

Black polyamide
Poliammide nero
Poliamida color negro
Polyamide noir
Polyamid schwarz

Steel
Acciaio
Acero
Acier
Stahl



Alusic

CRANE SYSTEMS

VIE DI CORSA
CARRILES DE RODADURA
CHEMINS DE ROULEMENT
KRANBAHNEN



EN The system uses EN AW 6063 T6 extruded aluminium profiles with a 20 µm anodising treatment, according to the tolerances specified in EN 12020-2.

Complete compatibility with series 45 8 mm slot profiles and accessories is also guaranteed.

IT Il sistema utilizza profili in alluminio estruso EN AW 6063 T6 con profondità di trattamento in classe 20 µm e seguono le tolleranze indicate nella norma UNI-EN 12020-2.

Inoltre garantisce l'assoluta compatibilità con i profili e gli accessori serie 45 cava 8.

ES El sistema utiliza perfiles de aluminio extruido EN AW 6063 T6 con una profundidad de tratamiento de clase 20 µm y que cumplen las tolerancias establecidas por la norma UNI-EN 12020-2.


Además, garantiza la completa compatibilidad con los perfiles y los accesorios serie 45 con ranura de 8.

FR Le système est réalisé avec des profilés en aluminium extrudé EN AW 6063 T6 à profondeur de traitement en classe 20 µm, conformes aux tolérances indiquées dans la norme UNI-EN 12020-2.

Il garantit également une compatibilité totale avec les profilés et avec les accessoires série 45 rainure 8.

DE Das System verwendet stranggepresste Aluminiumprofile EN AW 6063 T6 mit einer 20 µm dicken Schutzschicht und den in der Norm UNI EN 12020-2 angegebenen Toleranzen.

Außerdem wird die vollständige Kompatibilität mit den Profilen und dem Zubehör der Reihe 45 Nut 8 gewährleistet.

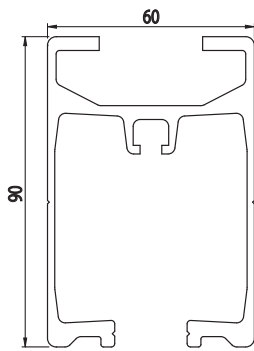





90x60



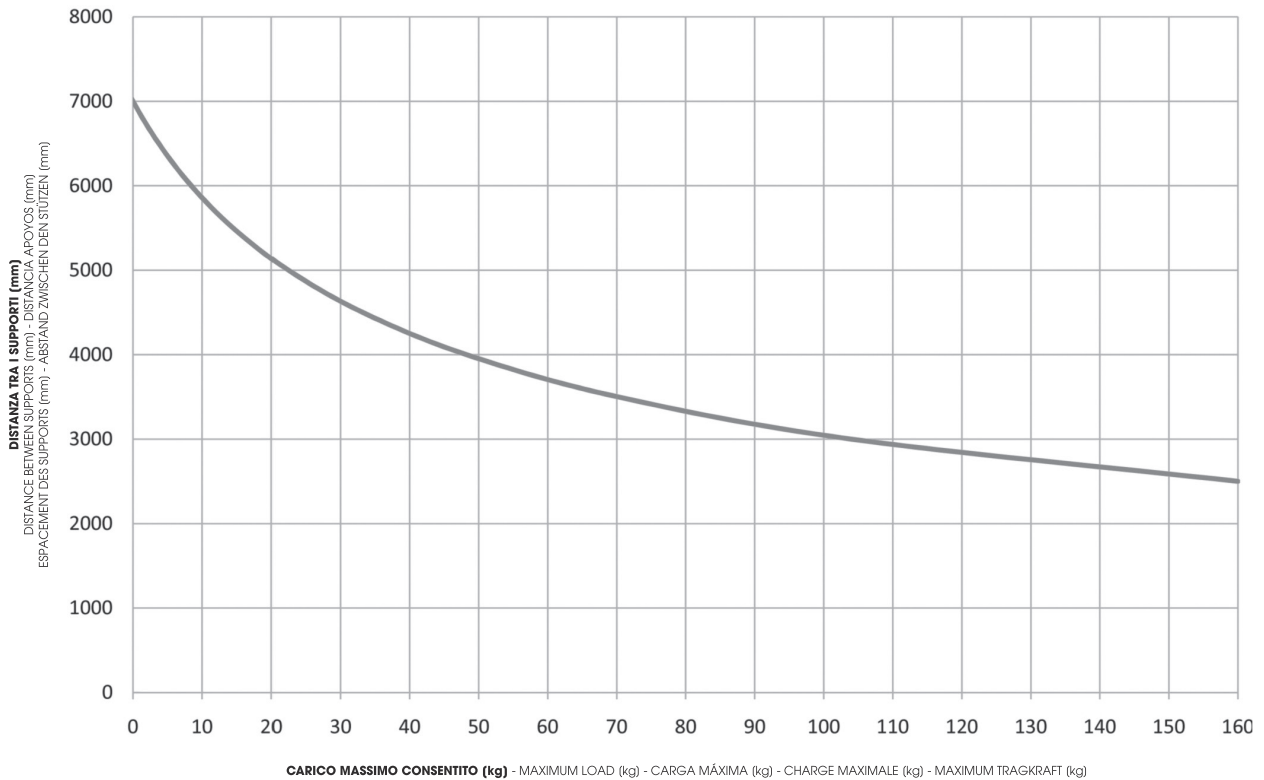
Cod	lx cm ⁴	ly cm ⁴	wx cm ³	wy cm ³	mm ²	Kg/m
900.090.060	96,89	55,73	20,19	18,58	1027	2,78



Anodised aluminium
 Alluminio anodizzato
 Aluminio anodizado
 Aluminium anodisé
 Eloxiertes Aluminium
L=6040 mm

Natural colour
 Colore naturale
 Color natural
 Couleur naturelle
 Natürliche Farbe

Cap - Tappo - Tapòn - Embout - Abdeck			
Cod	Mat	g	Col
900.400.001	PA	20	■

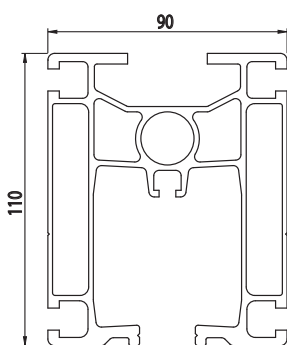
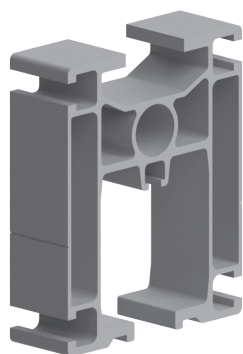




110x90



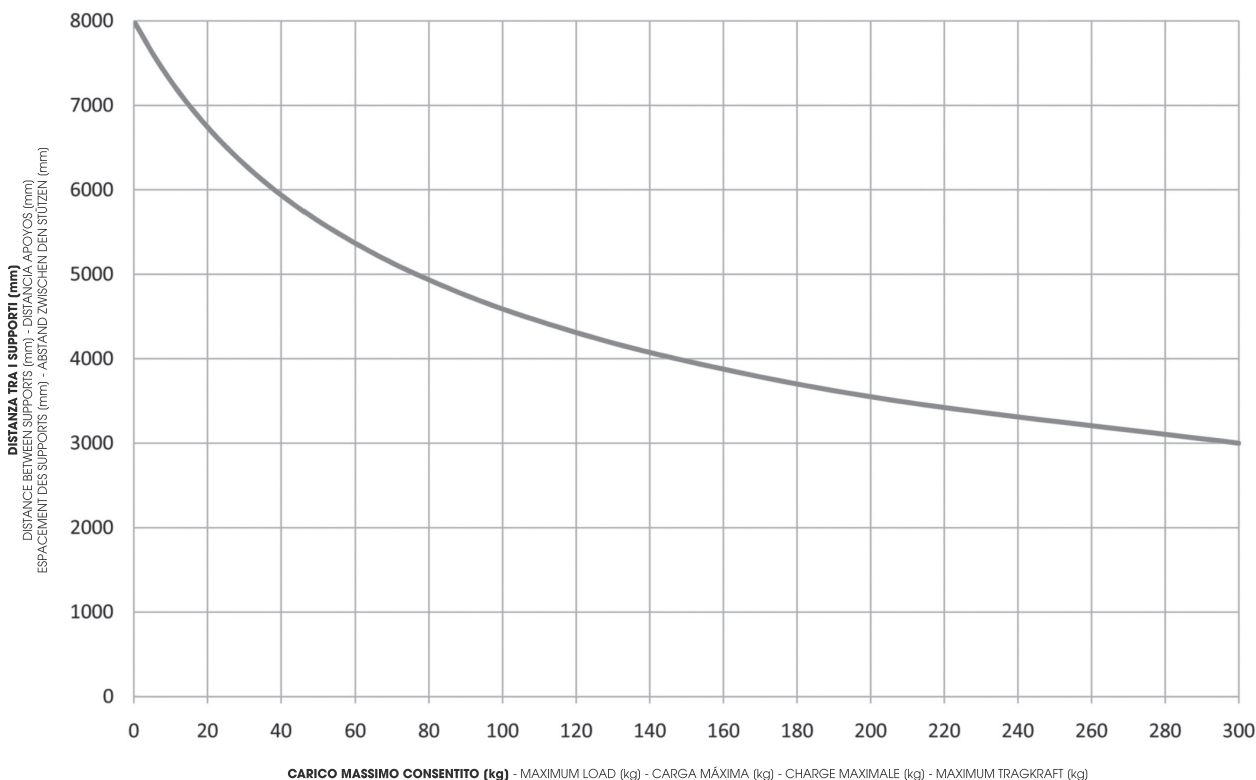
Cod	lx cm ⁴	ly cm ⁴	wx cm ³	wy cm ³	mm ²	Kg/m
900.110.090	263,00	171,94	47,82	38,20	1905	5,15



Anodised aluminium
 Alluminio anodizzato
 Aluminio anodizado
 Aluminium anodisé
 Eloxiertes Aluminium
L=6040 mm

Natural colour
 Colore naturale
 Color natural
 Couleur naturelle
 Natürliche Farbe

Cap - Tappo - Tapòn - Embout - Abdeck			
Cod	Mat	g	Col
900.400.002	PA	35	■





135x90

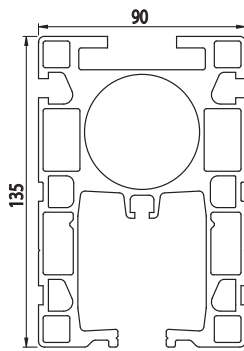




Cod	lx cm ⁴	ly cm ⁴	wx cm ³	wy cm ³	mm ²	Kg/m
900.135.091	533,00	274,30	73,01	60,96	2986	8,06

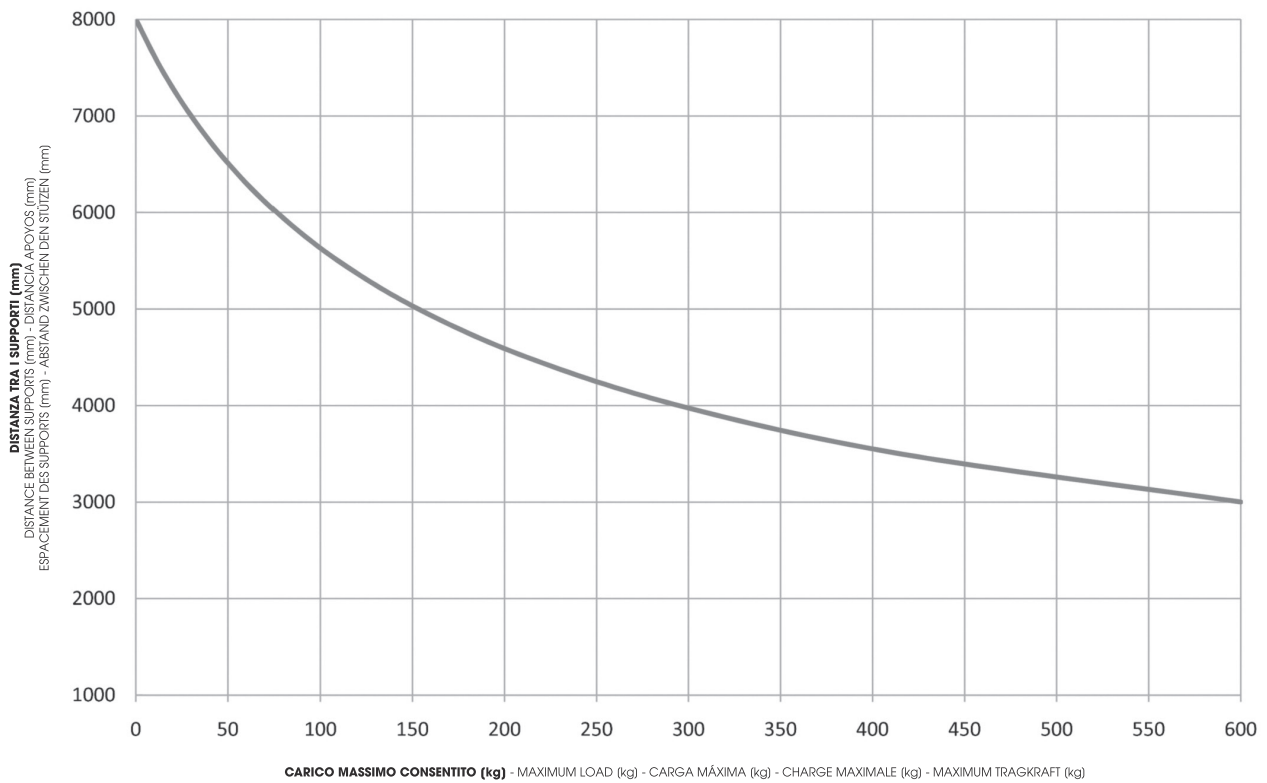


Anodised aluminium
 Alluminio anodizzato
 Aluminio anodizado
 Aluminium anodisé
 Eloxiertes Aluminium
L=6040 mm

Natural colour
 Colore naturale
 Color natural
 Couleur naturelle
 Natürliche Farbe



Cap - Tappo - Tapòn - Embout - Abdeck			
			
Cod	Mat	g	Col
900.400.003	PA	45	■

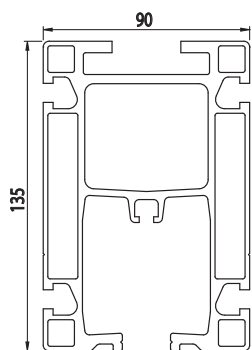





135x90



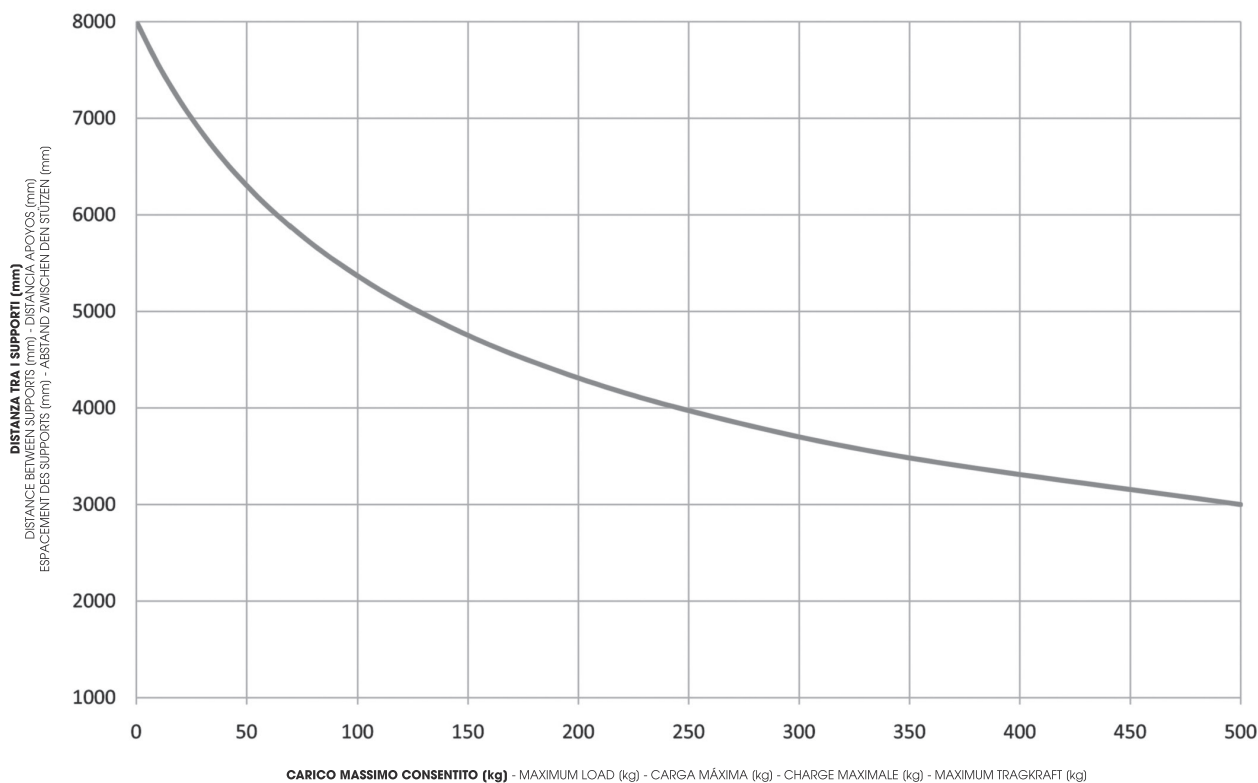
Cod	lx cm ⁴	ly cm ⁴	wx cm ³	wy cm ³	mm ²	Kg/m
900.135.090	503,19	238,91	70,88	53,09	2480	6,70



Anodised aluminium
 Alluminio anodizzato
 Aluminio anodizado
 Aluminium anodisé
 Eloxiertes Aluminium
L=6040 mm

Natural colour
 Colore naturale
 Color natural
 Couleur naturelle
 Natürliche Farbe

Cap - Tappo - Tapòn - Embout - Abdeck			
Cod	Mat	g	Col
900.400.003	PA	45	■

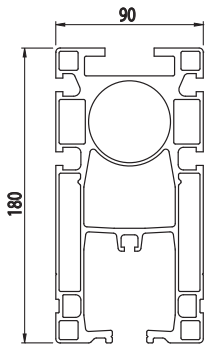





180x90



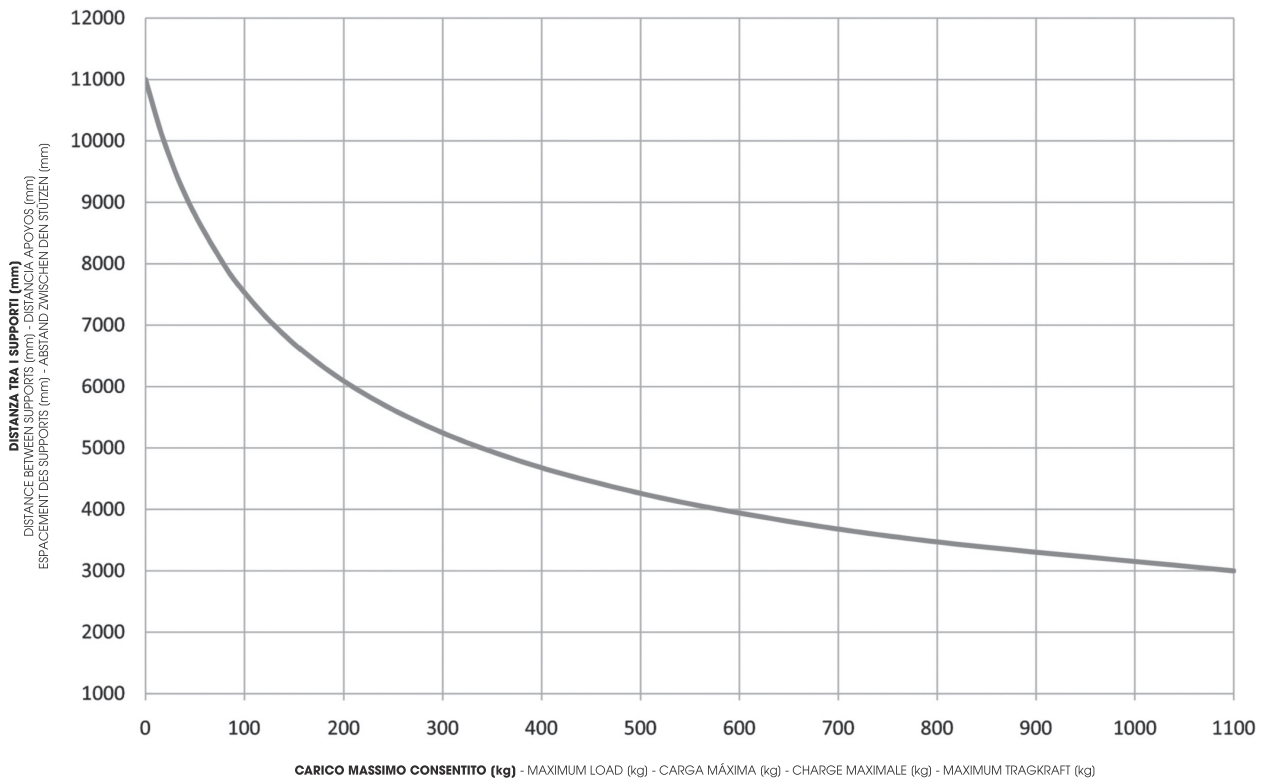
Cod	Ix cm ⁴	Iy cm ⁴	wx cm ³	wy cm ³	mm ²	Kg/m
900.180.090	1149,45	322,05	116,07	71,57	3397	9,20



Anodised aluminium
 Alluminio anodizzato
 Aluminio anodizado
 Aluminium anodisé
 Eloxiertes Aluminium
L=6040 mm

Natural colour
 Colore naturale
 Color natural
 Couleur naturelle
 Natürliche Farbe

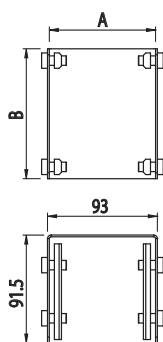

Cap - Tappo - Tapòn - Embout - Abdeck			
Cod	Mat	g	Col
900.400.004	PA	58	■





STEEL CAPS

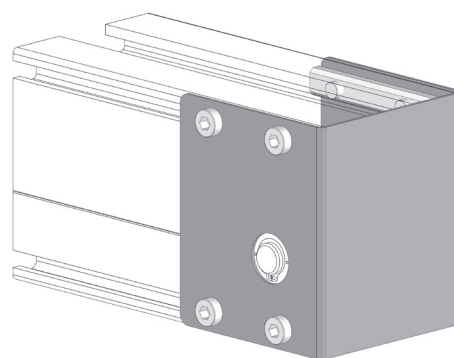
TAPPI IN ACCIAIO
TAPONES DE ACERO
BOUTONS EN ACIER
ABDECKKAPPEN AUS STAHL



Cod	Note	g
900.400.011	900.100.090 A=90, B=110	500
900.400.012	900.135.090, 900.135.091 A=90, B=135	500
900.400.013	900.180.090 A=90, B=180	700

Galvanised steel
Acciaio zincato
Acero galvanizado
Acier zingué
Verzinkter Stahl


Can be ordered on request
Ordinabili su richiesta
Bajo solicitud
Disponibles sur demande
Auf Anfrage bestellbar





ARTICULATED SUSPENSION

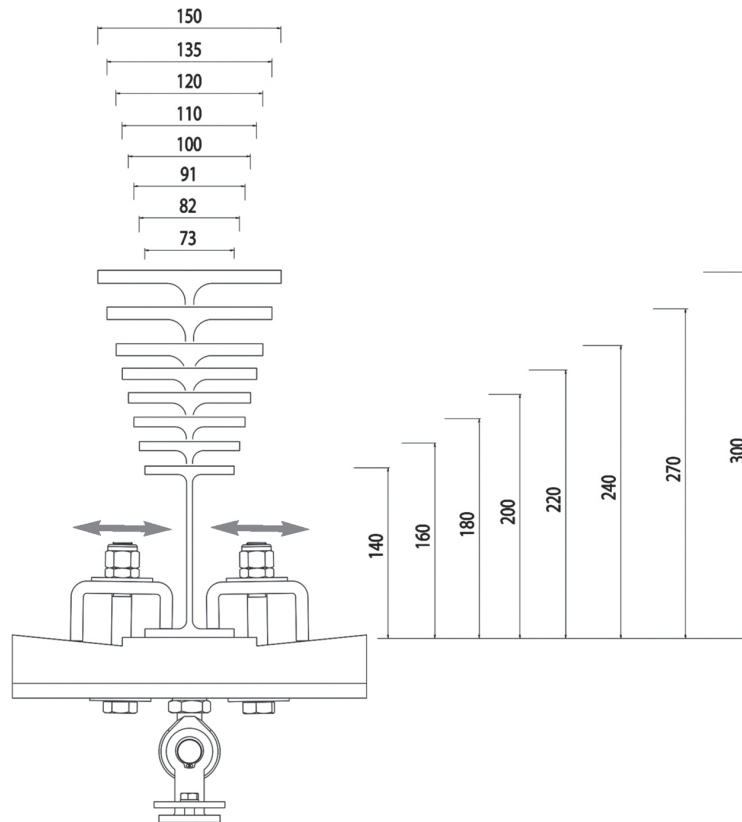
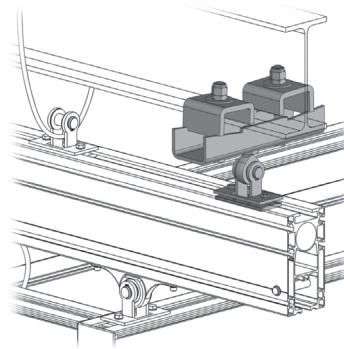
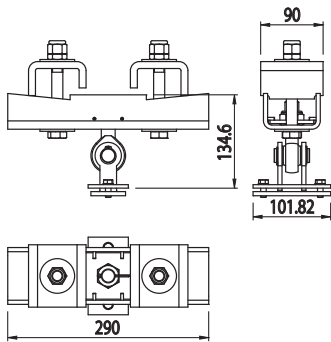
APPENSIONE SNODATA
SUSPENSIÓN ARTICULADA
SUSPENSION ARTICULÉE
GELENKHALTERUNG



Cod	Note	g
900.100.101	Suitable for 140 mm to 300 mm IPE - Adatta per IPE da 140 mm a 300 mm - Apto para IPE de 140 mm a 300 mm - Adaptée à IPE de 140 mm à 300 mm - Geeignet für IPE-Profile von 140 mm bis 300 mm	4750

Galvanised steel

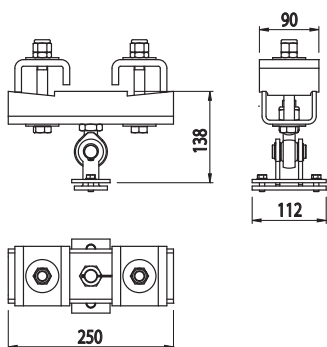

Acciaio zincato
Acero galvanizado
Acier zingué
Verzinkter Stahl





LIGHT ARTICULATED SUSPENSION

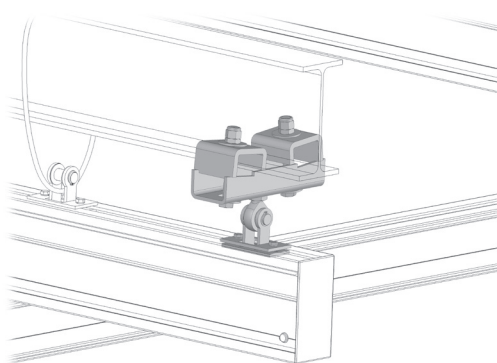
APPENSIONE SNODATA LEGGERA
SUSPENSIÓN ARTICULADA LIGERA
SUSPENSION ARTICULÉE LÉGÈRE
LEICHTE GELENKHALTERUNG



Cod	Note	g
900.100.113	Suitable for 140 mm to 200 mm IPE - Adatta per IPE da 140 mm a 200 mm - Apto para IPE de 140 mm a 200 mm - Adaptée à IPE de 140 mm à 200 mm - Geeignet für IPE-Profile von 140 mm bis 200 mm	4690

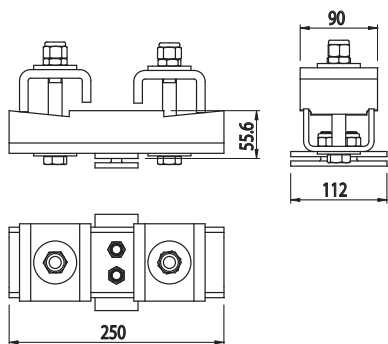

Galvanised steel

Acciaio zincato
Acero galvanizado
Acier zingué
Verzinkter Stahl



RIGID SUSPENSION

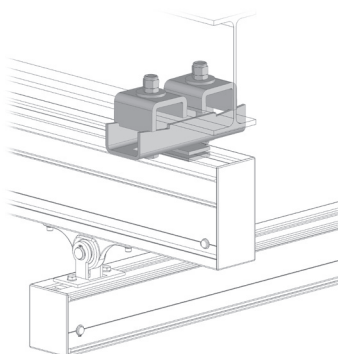
APPENSIONE RIGIDA
SUSPENSIÓN RÍGIDA
SUSPENSION RIGIDE
STARRE HALTERUNG



Cod	Note	g
900.100.114	Suitable for 140 mm to 200 mm IPE - Adatta per IPE da 140 mm a 200 mm - Apto para IPE de 140 mm a 200 mm - Adaptée à IPE de 140 mm à 200 mm - Geeignet für IPE-Profile von 140 mm bis 200 mm	4980

Galvanised steel

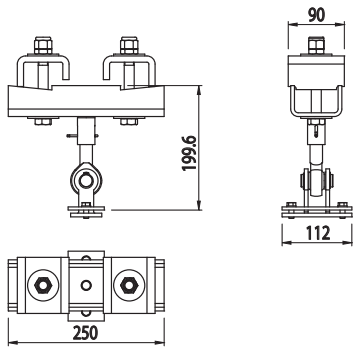

Acciaio zincato
Acero galvanizado
Acier zingué
Verzinkter Stahl





ARTICULATED SUSPENSION

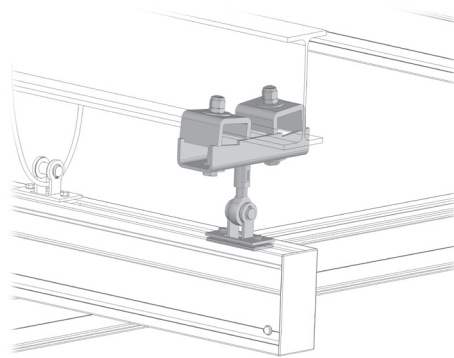
APPENSIONE SNODATA
SUSPENSIÓN ARTICULADA
SUSPENSION ARTICULÉE
GELENKHALTERUNG



Cod	Note	g
900.100.115	Suitable for 140 mm to 200 mm IPE - Adatta per IPE da 140 mm a 200 mm - Apto para IPE de 140 mm a 200 mm - Adaptée à IPE de 140 mm à 200 mm - Geeignet für IPE-Profile von 140 mm bis 200 mm	5900

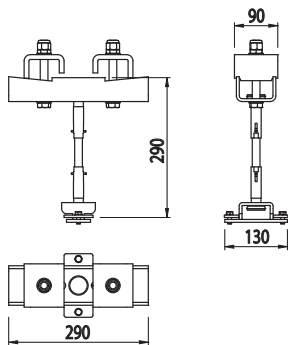
Galvanised steel

Acciaio zincato
Acero galvanizado
Acier zingué
Verzinkter Stahl



ARTICULATED SUSPENSION

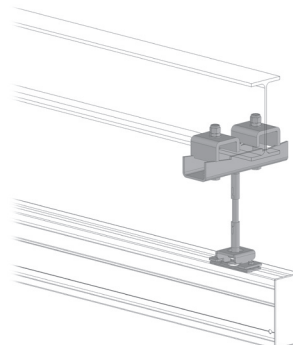
APPENSIONE SNODATA
SUSPENSIÓN ARTICULADA
SUSPENSION ARTICULÉE
GELENKHALTERUNG



Cod	Note	g
900.100.111	Adatta per IPE da 140 mm a 300 mm - Suitable for 140 mm to 300 mm IPE - Apto para IPE de 140 mm a 300 mm - Adaptée à IPE de 140 mm à 300 mm - Geeignet für IPE-Profile von 140 mm bis 300 mm	5850

Galvanised steel

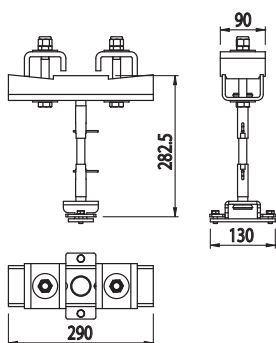

Acciaio zincato
Acero galvanizado
Acier zingué
Verzinkter Stahl





ARTICULATED SUSPENSION

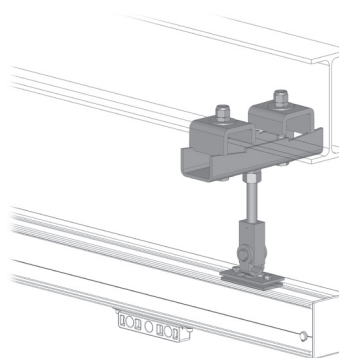
APPENSIONE SNODATA
SUSPENSIÓN ARTICULADA
SUSPENSION ARTICULÉE
GELENKHALTERUNG



Cod	Note	g
900.100.117	Suitable for 140 mm to 300 mm IPE - Adatta per IPE da 140 mm a 300 mm - Apto para IPE de 140 mm a 300 mm - Adaptée à IPE de 140 mm à 300 mm - Geeignet für IPE-Profile von 140 mm bis 300 mm	5900

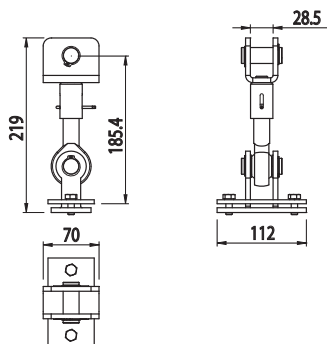
Galvanised steel

Acciaio zincato
Acero galvanizado
Acier zingué
Verzinkter Stahl



ARTICULATED SUSPENSION

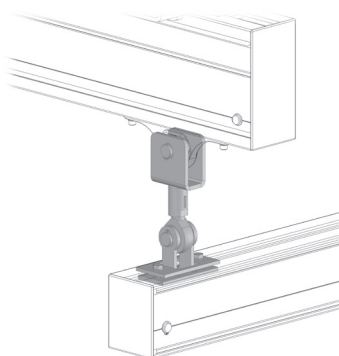
APPENSIONE SNODATA
SUSPENSIÓN ARTICULADA
SUSPENSION ARTICULÉE
GELENKHALTERUNG



Cod	Note	g
900.100.112	Suitable for carriages - Adatta ai carrelli - Apto para carros - Adaptée aux chariots - Geeignet für Schlitten	1590

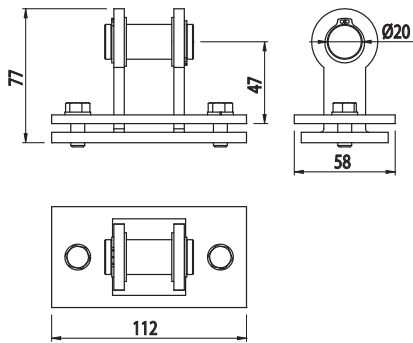

Galvanised steel

Acciaio zincato
Acero galvanizado
Acier zingué
Verzinkter Stahl



**BEAM CONNECTION**

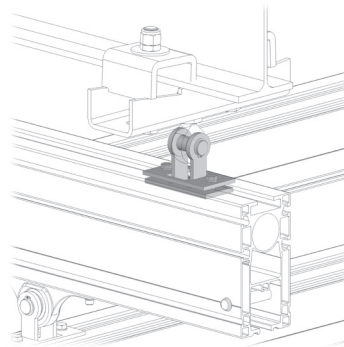
AGGANCIO TRAVE
 ENGANCHE VIGA
 ACCROCHAGE POUTRE
 HAKEN FÜR TRÄGER



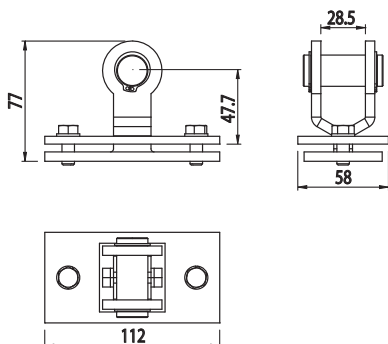

Cod	Note	g
900.100.102	Suitable for carriages - Adatta ai carrelli - Apto para carros - Adaptée aux chariots - Geeignet für Schlitten	900

Galvanised steel

Acciaio zincato
 Acero galvanizado
 Acier zingué
 Verzinkter Stahl

**BEAM CONNECTION**

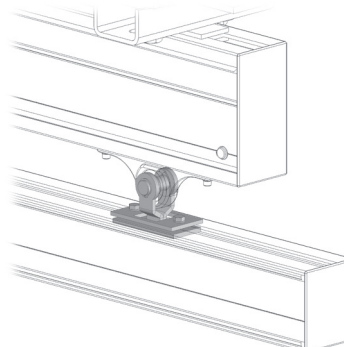
AGGANCIO TRAVE
 ENGANCHE VIGA
 ACCROCHAGE POUTRE
 HAKEN FÜR TRÄGER



Cod	Note	g
900.100.105	For telescopic - Per telescopici - Para telescópicos - Pour télescopiques - Für Teleskop-Profil	900

Galvanised steel

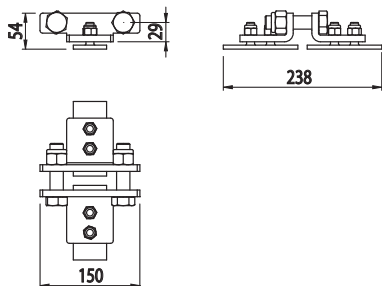

Acciaio zincato
 Acero galvanizado
 Acier zingué
 Verzinkter Stahl





ANTI-SWING BRACKET

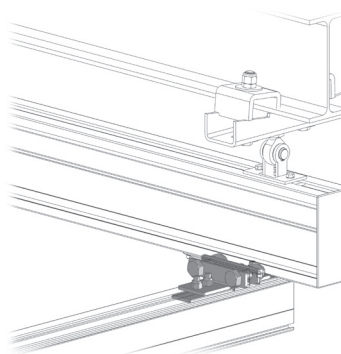
STAFFA ANTISCILLAMENTO
ESTRIBO ANTI-OSCILACIÓN
BRIDE ANTI-OSCILLATIONS
SCHWINGUNGSSCHUTZBÜGEL



Cod	Note	g
900.100.116	Suitable for 900.200.101 carriages - Adatto ai carrelli 900.200.101 - Apto para carros 900.200.101 - Adapté aux chariots 900.200.101 - Geeignet für Schlitten 900.200.101	1500

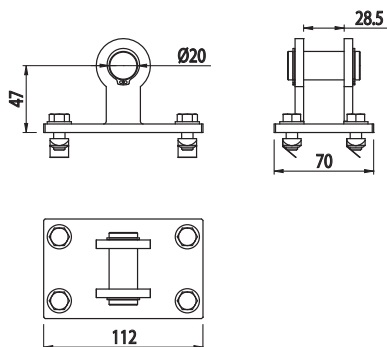

Galvanised steel

Acciaio zincato
Acero galvanizado
Acier zingué
Verzinkter Stahl



BEAM CONNECTION

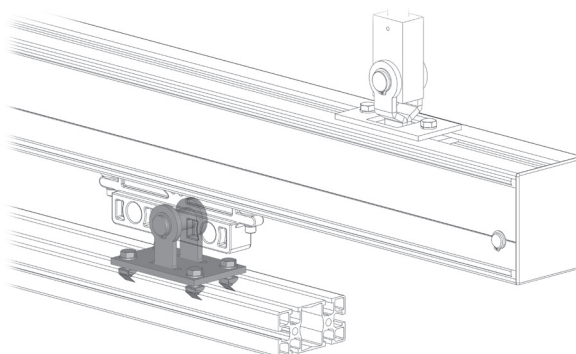
AGGANCIO TRAVE
ENGANCHE VIGA
ACCROCHAGE POUTRE
HAKEN FÜR TRÄGER



Cod	Note	g
900.100.118	For structural profile - Per profilo strutturale - Para perfil estructural - Pour profilé structurel - Für Konstruktionsprofil	850

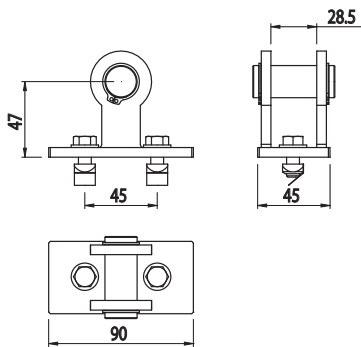
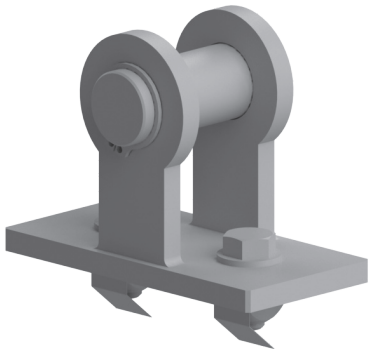
Galvanised steel

Acciaio zincato
Acero galvanizado
Acier zingué
Verzinkter Stahl



**BEAM CONNECTION**


AGGANCIO TRAVE
 ENGANCHE VIGA
 ACCROCHAGE POUTRE
 HAKEN FÜR TRÄGER



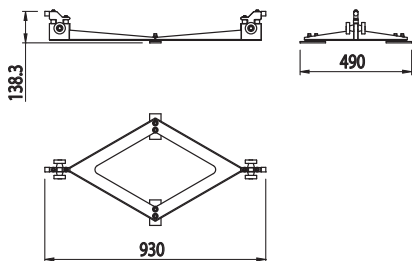

Cod	Note	g
900.100.121	For structural profile - Per profilo strutturale - Para perfil estructural - Pour profilé structurel - Für Konstruktionsprofil	480

Galvanised steel

Acciaio zincato
 Acero galvanizado
 Acier zingué
 Verzinkter Stahl

**ANTI-TORSION BRACKET**

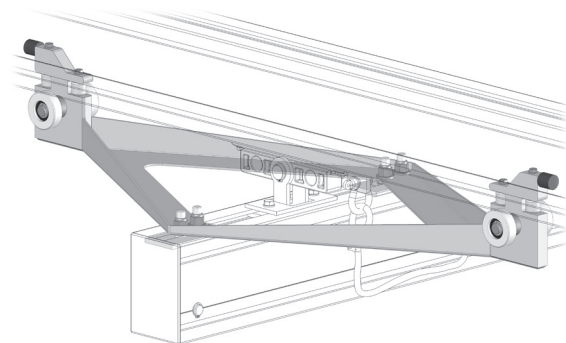
STAFFA ANTITORSIONE
 ESTRIBO ANTI-TORSIÓN
 BRIDE ANTI-TORSION
 TORSIONSSCHUTZBÜGEL



Cod	Note	g
900.100.123	For 900.200.101 carriages - Per carrelli 900.200.101 - Para carros 900.200.101 - Pour cha- riots 900.200.101 - Für Schlitten 900.200.101	6750

Galvanised steel

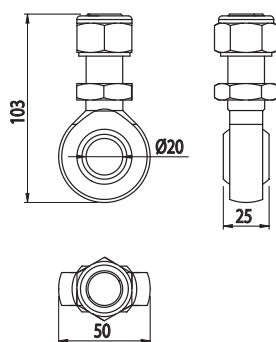
Acciaio zincato
 Acero galvanizado
 Acier zingué
 Verzinkter Stahl





BALL JOINT

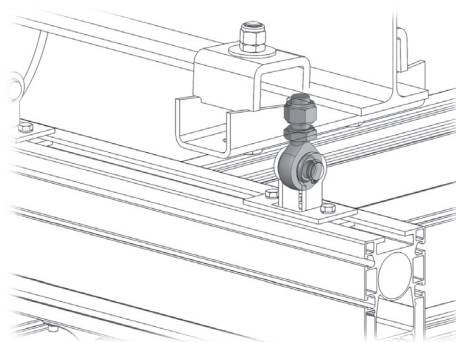
SNODO SFERICO
ARTICULACIÓN ESFÉRICA
JOINT SPHÉRIQUE
KUGELGELENK



Cod	Note	g
900.100.103	For 900.200.101 carriages - Per carrelli 900.200.101 - Para carros 900.200.101 - Pour cha- riots 900.200.101 - Für Schlitten 900.200.101	370

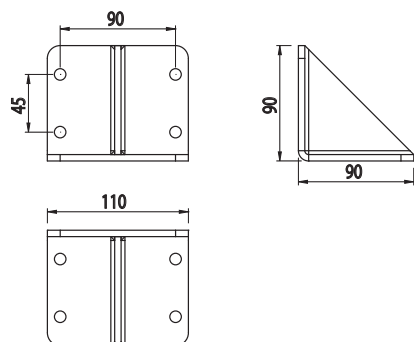
Galvanised steel

Acciaio zincato
Acero galvanizado
Acier zingué
Verzinkter Stahl



ANGULAR

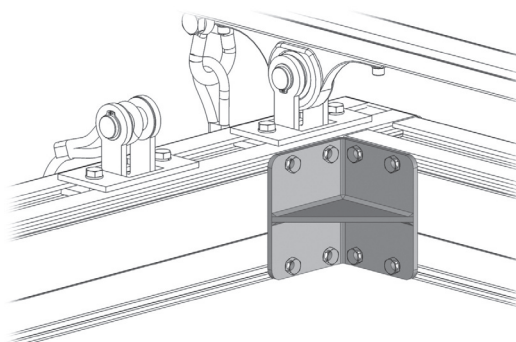
ANGOLARE
ANGULAR
CORNIÈRE
WINKELSTÜCK



Cod	Note	g
900.100.119	For double beams - Per travi doppie - Para vigas dobles - Pour poutres doubles - Für doppelte Träger	1100

Galvanised steel

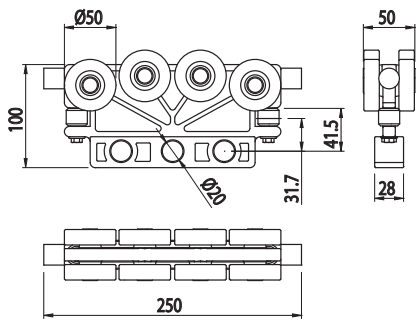

Acciaio zincato
Acero galvanizado
Acier zingué
Verzinkter Stahl





STANDARD CARRIAGE

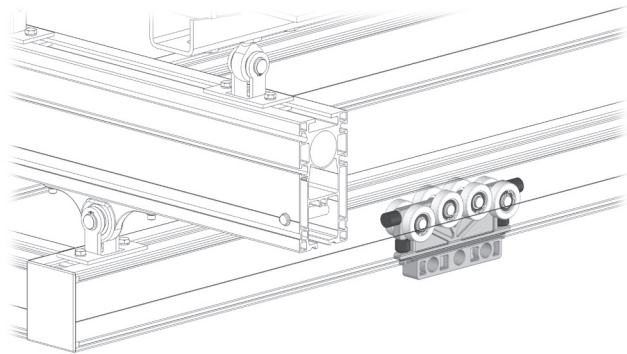
CARRELLO STANDARD
CARRO ESTÁNDAR
CHARIOT STANDARD
STANDARD-SCHLITTEN



Cod	Note	g
900.200.101	Con tre fori Ø20 - With three Ø20 holes - Con tres agujeros Ø20 - À trois trous Ø20 - Mit drei Löchern Ø20	1315

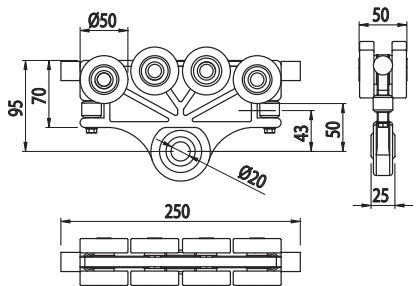

Aluminium

Alluminio
Aluminium
Aluminio
Aluminium



ARTICULATED CARRIAGE

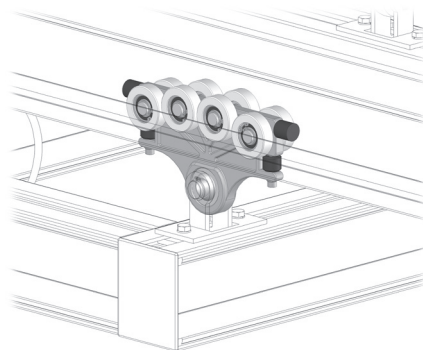
CARRELLO SNODATO
CARRO ARTICULADO
CHARIOT ARTICULÉ
GELENKSCHLITTEN



Cod	Note	g
900.200.102	With ball joint - Con snodo sferico - Con articulación esférica - Avec joint sphérique - Mit Kugelgelenk	1750

Aluminium

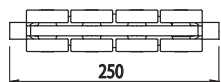
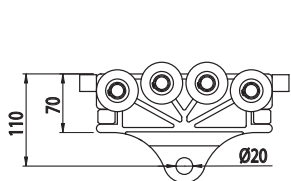

Alluminio
Aluminium
Aluminio
Aluminium





HOIST CARRIAGE

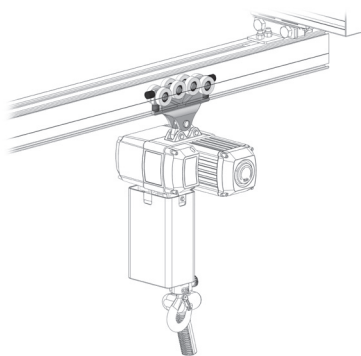
CARRELLO PER PARANCO
CARRO PARA POLIPASTO
CHARIOT POUR PALAN
SCHLITTEN FÜR KETTENZUG



Cod	Note	g
900.200.103	With one Ø20 hole - Con un foro Ø20 - Con un agujero Ø20 - À un trou Ø20 - Mit einem Loch Ø20	1255

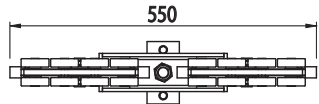
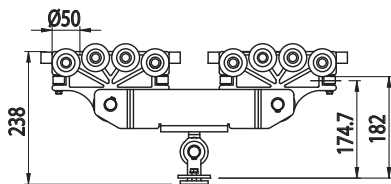

Aluminium

Alluminio
Aluminium
Aluminio
Aluminium



DOUBLE CARRIAGE

CARRELLO DOPPIO
CARRO DOBLE
CHARIOT DOUBLE
DOPPELSCHLITTEN



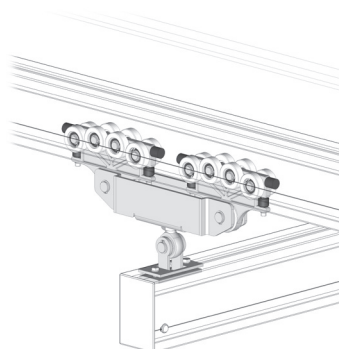
Cod	Note	g
900.200.201	With articulated bracket - Con staffa snodata - Con estribo articulado - À bride articulée - Mit Gelenkbügel	6180

Aluminium

Alluminio
Aluminium
Aluminio
Aluminium

Steel

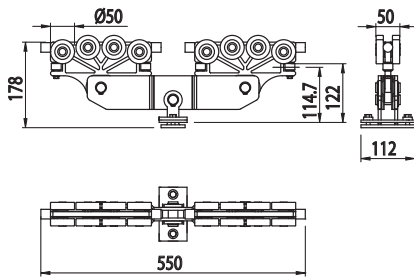

Acciaio
Acero
Acier
Stahl





DOUBLE CARRIAGE

CARRELLO DOPPIO
CARRO DOBLE
CHARIOT DOUBLE
DOPPELSCHLITTEN



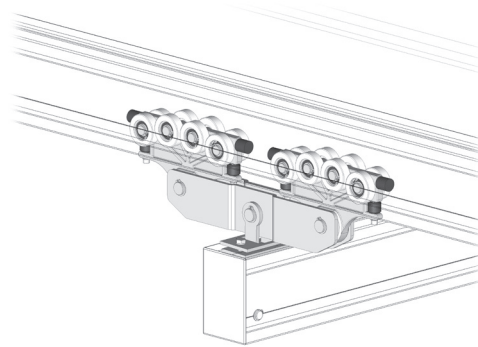
Cod	Note	g
900.200.202	With articulated bracket - Con staffa snodata - Con estribo articulado - À bride articulée - Mit Gelenkbügel	4870

Aluminium

Alluminio
Aluminium
Aluminio
Aluminium

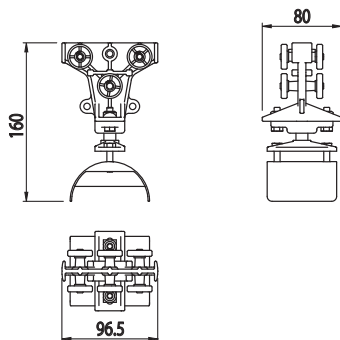
Steel

Acciaio
Acero
Acier
Stahl



CARRIAGE FOR CABLES

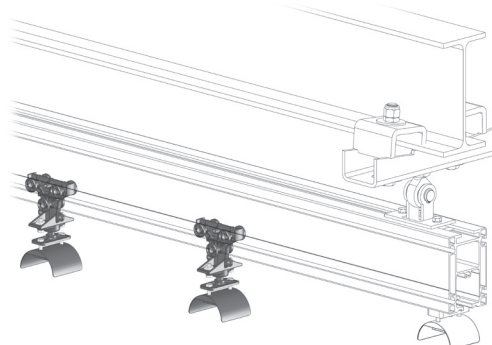
CARRELLO PER CAVI
CARRO PARA CABLES
CHARIOT POUR CÂBLES
SCHLITTEN FÜR KABEL



Cod	Note	g
900.200.301	Both rigid and articulated - Sia rigido che snodato - Tanto rígido como articulado - Rigide et articulé - Sowohl starr als auch mit Gelenk	200

Black polyamide

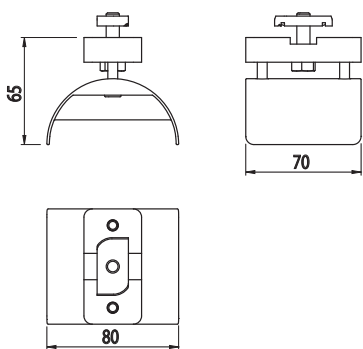

Poliammide nero
Poliamida color negro
Polyamide noir
Polyamid schwarz





FIXED POINT

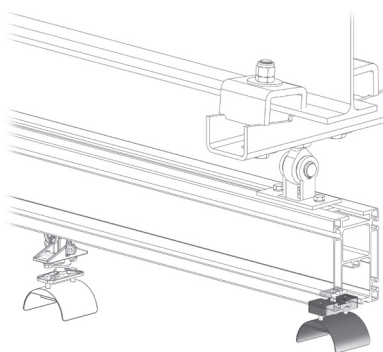
PUNTO FISSO
PUNTO FIJO
POINT FIXE
FESTER PUNKT



Cod	Note	g
900.200.302	For cables - Per cavi - Para cables - Pour câbles - Für Kabel	160

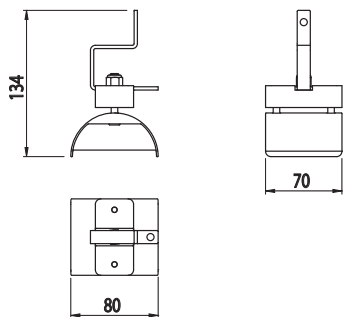

Black polyamide

Poliammide nero
Poliamida color negro
Polyamide noir
Polyamid schwarz



FIXED POINT

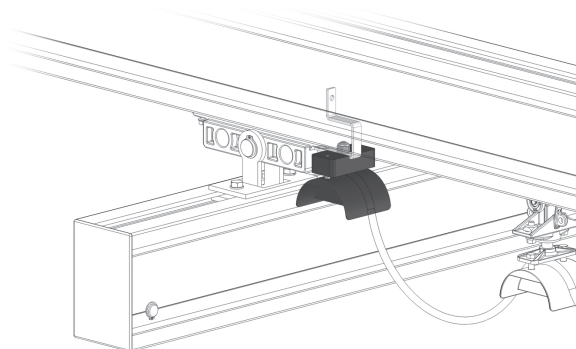
PUNTO FISSO
PUNTO FIJO
POINT FIXE
FESTER PUNKT



Cod	Note	g
900.200.303	For carriages - Per carrelli - Para carros - Pour chariots - Für Schlitten	160

Black polyamide

Poliammide nero
Poliamida color negro
Polyamide noir
Polyamid schwarz



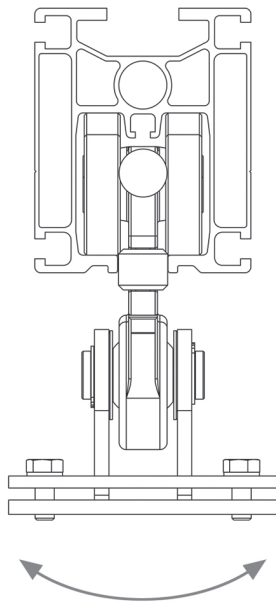


EXAMPLES OF LINEAR SYSTEMS ASSEMBLY

ESEMPI DI MONTAGGIO PER SISTEMI LINEARI
 EJEMPLOS DE MONTAJE PARA SISTEMAS LINEARES
 EXEMPLES D'INSTALLATION POUR SYSTEMES LINEAIRES
 MONTAGEBEISPIELE FUR LINEARE SYSTEME

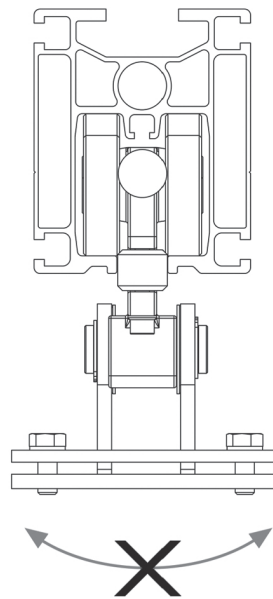
Oscillating connection with trolley 900.200.102

Aggancio oscillante con carrello 900.200.102
 Enganche oscilante con carro 900.200.102
 Crochet oscillant avec chariot 900.200.102
 Schwenkhaken mit Schlitten 900.200.102



Rigid connection with trolley 900.200.101

Aggancio rigido con carrello 900.200.101
 Enganche rigido con carro 900.200.101
 Crochet rigide avec chariot 900.200.101
 Starrer Haken mit Schlitten 900.200.101






END STOP

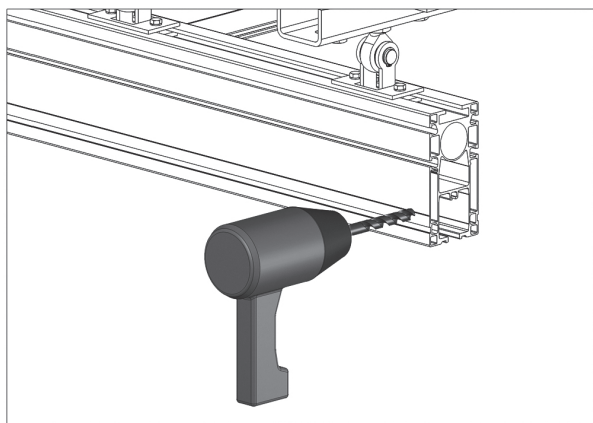
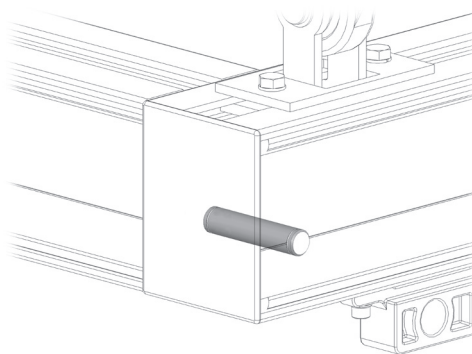

FERMO FINALE
TOPE FINAL
ARRÊT FINAL
ENDFESTSTELLER

Cod	Note	g
900.300.101	For 900.090.060 - Per 900.090.060 - Para 900.090.060 - Pour 900.090.060 - Für 900.090.060	15



Galvanised steel

Acciaio zincato
Acero galvanizado
Acier zingué
Verzinkter Stahl



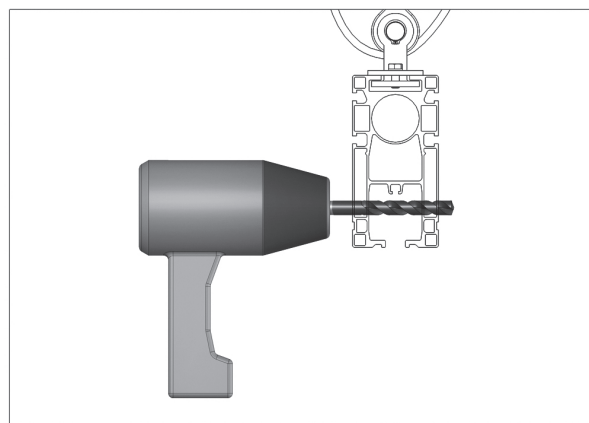
Forare la prima parete del profilo avendo cura di centrarsi sulla opportuna scanalatura.

Drill the first side of the profile, ensuring you are centred on the appropriate slot.

Taladrar la primera pared del perfil centrando el orificio en el correspondiente surco.

Perçer la première paroi du profilé en veillant à centrer le trou sur la rainure appropriée.

Ein Loch in die erste Wand des Profils bohren und dabei darauf achten, die entsprechende Nut zu treffen.



Forare anche l'altro lato del profilo avendo cura di allinearsi correttamente o eseguire una foratura passante.

Then drill the other side of the profile, ensuring you are correctly aligned, or else make a through hole.



Taladrar el otro lado del perfil alineando correctamente el segundo orificio respecto al primero o realizar una perforación pasante taladrando ambos orificios de una vez.

Perçer également l'autre côté du profilé en veillant au bon alignement ou réaliser un perçage passant.

Auch in die andere Seite des Profils ein Loch bohren und dabei auf die korrekte Ausrichtung achten oder eine durchgehende Bohrung machen.

**END STOP**

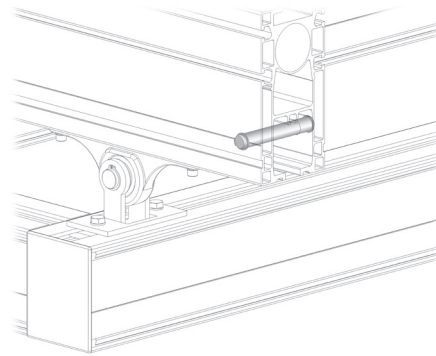
FERMO FINALE
TOPE FINAL
ARRÊT FINAL
ENDFESTSTELLER



Cod	Note	g
900.300.102	For 900.110.090, 900.135.090, 900.135.091, 900.180.090 - Per 900.110.090, 900.135.090, 900.135.091, 900.180.090 - Para 900.110.090, 900.135.090, 900.135.091, 900.180.090 - Pour 900.110.090, 900.135.090, 900.135.091, 900.180.090 - Für 900.110.090, 900.135.090, 900.135.091, 900.180.090	20

Galvanised steel

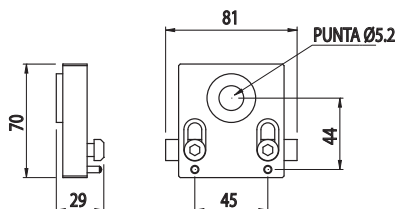

Acciaio zincato
Acero galvanizado
Acier zingué
Verzinkter Stahl





DRILLING TEMPLATE

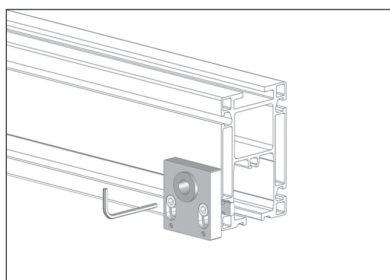
MASCHERA FORATURA
PLANTILLA DE TALADRADO
GABARIT DE PERÇAGE
BOHRMASKE



Cod	Note	g
900.400.107	For 900.300.102 end stop - Per fermo finale 900.300.102 - Para tope final 900.300.102 - Pour arrêt final 900.300.102 - Für Endfeststeller 900.300.102	250

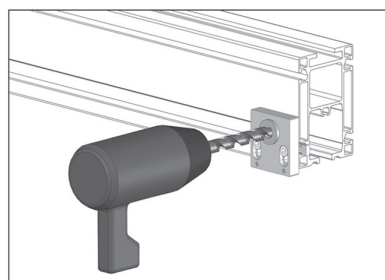
Posizionare la maschera di foratura su un lato del profilo

Position the drilling template on one side of the profile
Colocar la plantilla de taladrado en un lado del perfil
Positionner le gabarit de perçage sur un côté du profilé
Die Bohrmaske auf einer Seite des Profils positionieren



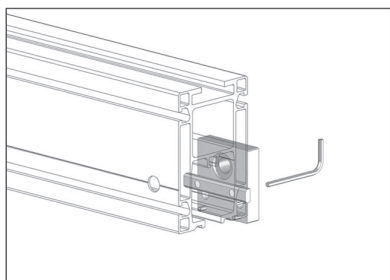
Forare la sede per il fermo finale sul 1° lato

Drill out for the end stop on the first side
Taladrar el alojamiento para el retén final en el 1er lado
Perçer le logement de la butée finale sur le 1er côté
Den Sitz für die Endsperrre an der 1. Seite bohren



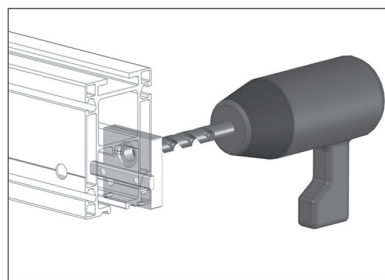
Posizionare la maschera sul 2° lato

Position the template on the second side
Colocar la plantilla en el 2° lado
Positionner le gabarit sur le 2em côté
Die Maske an der 2. Seite positionieren




Forare la sede per il fermo finale sul 2° lato

Drill out for the end stop on the second side
Taladrar el alojamiento para el retén final en el 2° lado
Perçer le logement de la butée finale sur le 2em côté
Den Sitz für die Endsperrre an der 2. Seite bohren



**INTERMEDIATE STOP**

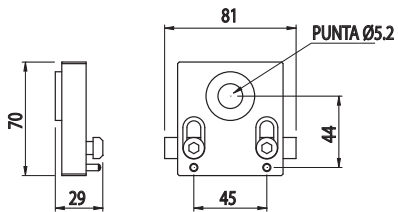
FERMO INTERMEDIO
TOPE INTERMEDIO
ARRÊT INTERMÉDIAIRE
ZWISCHENFESTSTELLER



Cod	Note	g
900.300.103	Suitable for all profiles - Adatto a tutti i profili - Apto para todos los perfiles - Adapté à tous les profilés - Geeignet für alle Profile	170

Galvanised steel

Acciaio zincato
Acero galvanizado
Acier zingué
Verzinkter Stahl

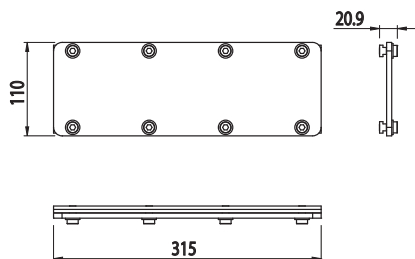





JOINT FOR PROFILES

GIUNZIONE PER PROFILI
UNIÓN PARA PERFILES
JONCTION POUR PROFILÉS
VERBINDUNG FÜR PROFILE

Cod	Note	g
900.100.108	900.110.090, 900.135.090, 900.135.091	2050

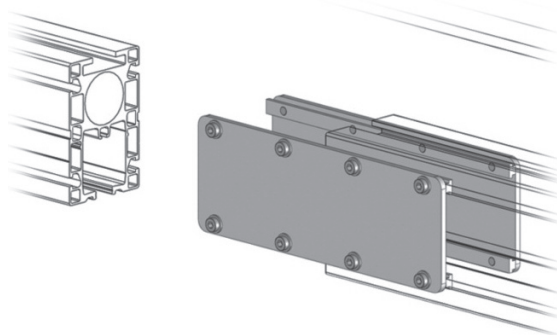


Galvanised steel

Acciaio zincato
Acero galvanizado
Acier zingué
Verzinkter Stahl

Open the lower slot for 900.135.091 profile

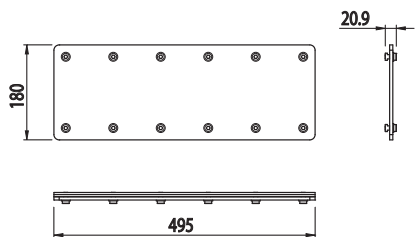

Per profilo 900.135.091 aprire la cava inferiore
Para perfil 900.135.091 abrir la ranura inferior
Pour profilé 900.135.091 ouvrir la rainure inférieure
Für Profil 900.135.091, die untere Nut öffnen



JOINT FOR PROFILES

GIUNZIONE PER PROFILI
UNIÓN PARA PERFILES
JONCTION POUR PROFILÉS
VERBINDUNG FÜR PROFILE

Cod	Note	g
900.100.109	900.180.090	4950

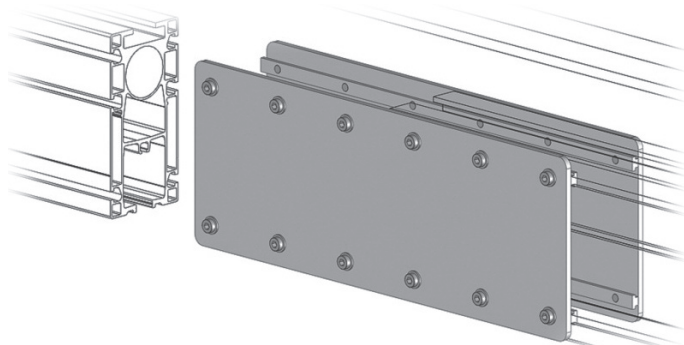


Galvanised steel

Acciaio zincato
Acero galvanizado
Acier zingué
Verzinkter Stahl

Open the lower slot for 900.180.090 profile

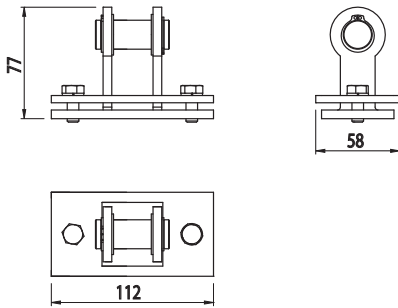
Per profilo 900.180.090 aprire la cava inferiore
Para perfil 900.180.090 abrir la ranura inferior
Pour profilé 900.180.090 ouvrir la rainure inférieure
Für Profil 900.180.090, die untere Nut öffnen





SAFETY BRACKET FOR BEAMS

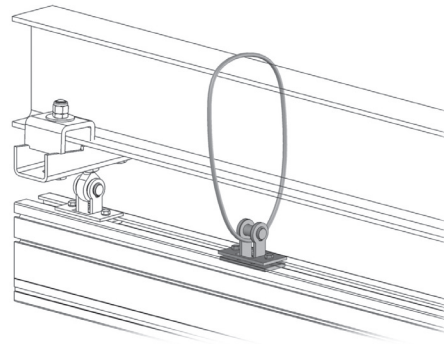
STAFFA DI SICUREZZA PER TRAVI
 ESTRIBO DE SEGURIDAD PARA VIGAS
 ÉTRIER DE SÉCURITÉ POUR POUTRELLES
 SICHERHEITSBÜGEL FÜR TRÄGER



Cod	Note	g
900.100.106	Bracket and cable for IPEs - Staffa e cavo per le IPE - Estribo y cable para las IPE - Étrier et câble pour IPE - Bügel und Kabel für IPE-Profile	950

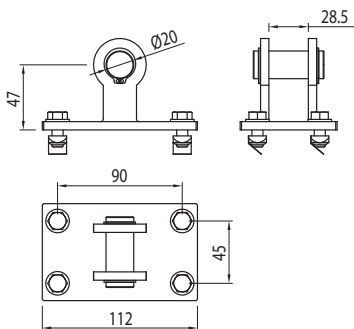
Galvanised steel

Acciaio zincato
 Acero galvanizado
 Acier zingué
 Verzinkter Stahl



SAFETY BRACKET FOR BEAMS

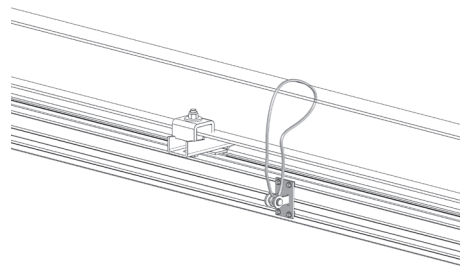
STAFFA DI SICUREZZA PER TRAVI
 ESTRIBO DE SEGURIDAD PARA VIGAS
 ÉTRIER DE SÉCURITÉ POUR POUTRELLES
 SICHERHEITSBÜGEL FÜR TRÄGER



Cod	Note	g
900.100.124	Bracket and cable for IPEs - Staffa e cavo per le IPE - Estribo y cable para las IPE - Étrier et câble pour IPE - Bügel und Kabel für IPE-Profile	1020

Galvanised steel

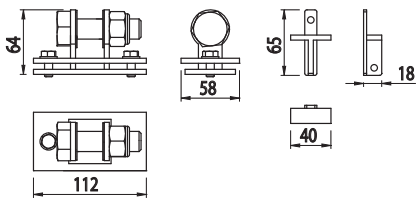
Acciaio zincato
 Acero galvanizado
 Acier zingué
 Verzinkter Stahl





SAFETY BRACKET FOR CARRIAGES

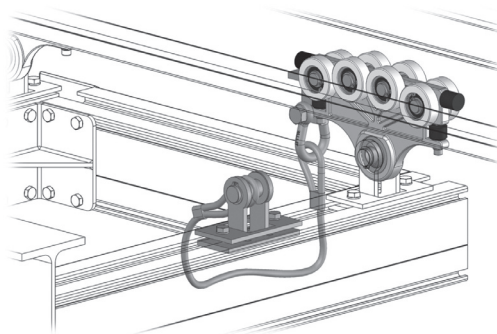
STAFFA DI SICUREZZA PER CARRELLI
 ESTRIBO DE SEGURIDAD PARA CARROS
 ÉTRIER DE SÉCURITÉ POUR CHARIOTS
 SICHERHEITSBÜGEL FÜR SCHLITTEN



Cod	Note	g
900.100.107	Bracket and cable for carriages - Staffa e cavo per i carrelli - Estribo y cable para los carros - Étrier et câble pour chariots - Bügel und Kabel für Schlitten	1000

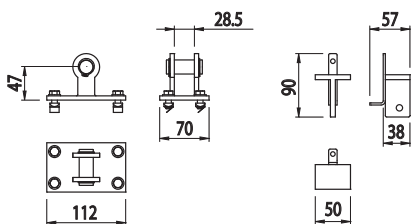
Galvanised steel

Acciaio zincato
 Acero galvanizado
 Acier zingué
 Verzinkter Stahl



SAFETY BRACKET FOR CARRIAGES

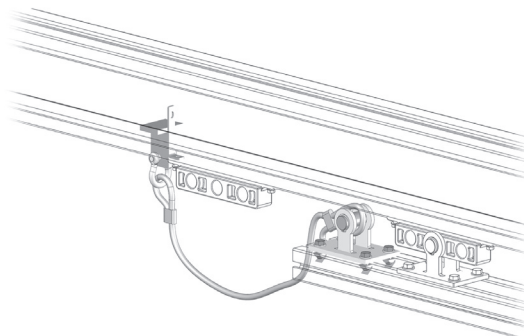
STAFFA DI SICUREZZA PER CARRELLI
 ESTRIBO DE SEGURIDAD PARA CARROS
 ÉTRIER DE SÉCURITÉ POUR CHARIOTS
 SICHERHEITSBÜGEL FÜR SCHLITTEN



Cod	Note	g
900.100.122	Bracket and cable for structural profiles - Staffa e cavo per i profili strutturali - Estribo y cable para los perfiles estructurales - Étrier et câble pour profilés structurels - Bügel und Kabel für Konstruktionsprofile	1000

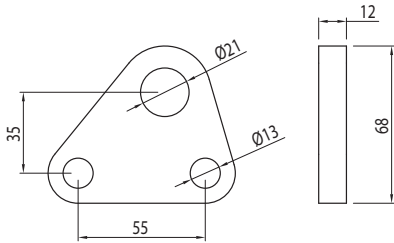
Galvanised steel

Acciaio zincato
 Acero galvanizado
 Acier zingué
 Verzinkter Stahl



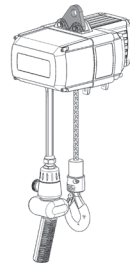


HOIST MOUNTING PLATE
 PIASTRA DI ATTACCO PARANCO
 PLACA DE MONTAJE PARA POLIPASTO
 PLAQUE DE FIXATION POUR PALAN
 HEBEZUG-BEFESTIGUNGSPLATTE

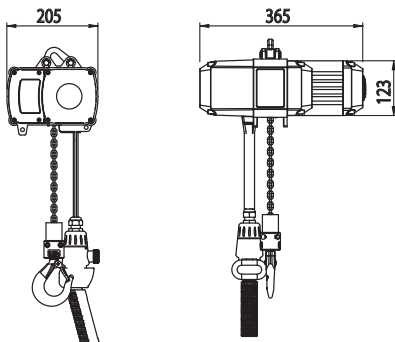


Cod	Note	g
900.200.018	Compatible with all hoists - Adatta a tutti i paranchi - Compatible con todos los polipastos - Compatible avec tous les palans - Kompatibel mit allen Hebezügen	311

Galvanised steel
 Acciaio zincato
 Acero galvanizado
 Acier zingué
 Verzinkter Stahl



STANDARD SERIES HOIST
 PARANCO SERIE STANDARD
 POLIPASTO SERIE ESTÁNDAR
 PALAN SÉRIE STANDARD
 KETTENZUG STANDARD-REIHE

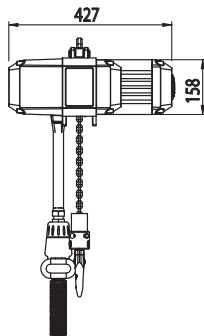
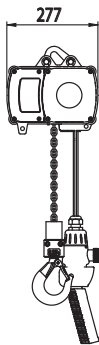


Cod	⚖️ Kg	m/min	Kg
900.125.028	125	2-8	19
900.250.028	250	2-8	22
900.500.014	500	1-4	22



MEDIUM SERIES HOIST

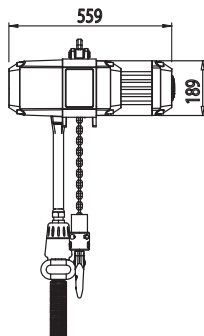
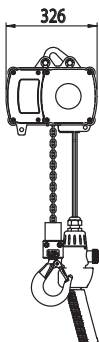
PARANCO SERIE MEDIA
POLIPASTO SERIE INTERMEDIA
PALAN SÉRIE MOYENNE
KETTENZUG MITTELSCHWERE REIHE



Cod	⚖ Kg	m/min	Kg
900.500.028	500	2-8	25
900.1000.014	1000	1-4	27

HEAVY SERIES HOIST


PARANCO SERIE PESANTE
POLIPASTO SERIE PESADA
PALAN SÉRIE LOURDE
KETTENZUG SCHWERE REIHE



Cod	⚖ Kg	m/min	Kg
900.1000.028	1000	2-8	59

**REMOTE CONTROL**

RADIOCOMANDO
RADIOCONTROL
RADIOCOMMANDE
FERNSTEUERUNG



Cod	Note	Kg
900.001.001	Portable remote control with AA batteries - Radiocomando portatile con pile AA - Radiocontrol portátil con pilas AA - Radiocommande portable avec piles AA - Tragbare Fernsteuerung mit Batterien AA	290
900.001.002	Receiver provided (if ordered) connected to hoist - Ricevitore fornito (se ordinato) collegato al paranco - Receptor incluido (si se pide) conectado al polipasto - Récepteur fourni (si commandé) branché au palan - Empfänger bei Lieferung (falls bestellt) an Kettenzug angeschlossen	800




EN All Alusic electric chain hoists are made with a strong yet lightweight aluminium case, are equipped with fabric chain box, control panel with dual lift/lower speed and optional radio control system. All hoists are equipped with lift/lower limit switches, clutch load limiter and load support brake.

IT Tutti i paranchi elettrici a catena Alusic sono realizzati con una robusta e leggera scocca in alluminio, sono dotati di raccogli catena in tessuto, pulsantiera di comando con doppia velocità di sollevamento/discesa e possibilità di montaggio opzionale di radiocomando. Tutti i paranchi sono dotati di finecorsa di salita/discesa, limitatore di carico a frizione e freno di sostegno del carico.

ES Todos los polipastos eléctricos de cadena Alusic están fabricados con una robusta y ligera carcasa de aluminio, están dotados de bolsa recoge-cadena de tejido, unidad de control con doble velocidad de subida/bajada y posibilidad de montaje opcional de radiocontrol. Todos los polipastos están equipados con final de carrera de subida/bajada, limitador de carga por fricción y freno de sujeción de la carga.

FR Tous les palans électriques à chaîne Alusic sont constitués d'une coque en aluminium à la fois robuste et légère. Ils sont dotés d'un rangement de chaîne en tissu, d'un pupitre de commande à double vitesse de montée/descente, avec possibilité de montage d'une radiocommande (option). Tous les palans sont dotés de fins de course de montée/descente, de limiteur de charge à friction et de frein de soutien de la charge.

DE Alle elektrischen Kettenzüge von Alusic sind mit einer robusten, leichten Aluminiumverkleidung gefertigt, verfügen über Kettenspeicher aus Stoff, Bedienpult mit doppelter Hub-/Senkgeschwindigkeit und optionaler Montagemöglichkeit einer Fernsteuerung. Alle Kettenzüge verfügen über Endschalter für Heben/Senken, Lastbegrenzungskupplung und Bremse zum Stützen der Last.






40X57 CHAIN

CATENARIA 40X57
 ORUGA 40X57
 CHAÎNE 40X57
 KETTENFÖRDERER 40X57

Cod	Note	g
900.040.060	Chain (H = 25) - R= 60 mm - Catenaria 40x57 (H = 25) - R= 60 mm - Oruga 40x57 (H = 25) - R = 60 mm - Chaîne 40x57 (H = 25) - R= 60 mm - Kettenförderer 40x57 (H = 25) - R= 60 mm	900

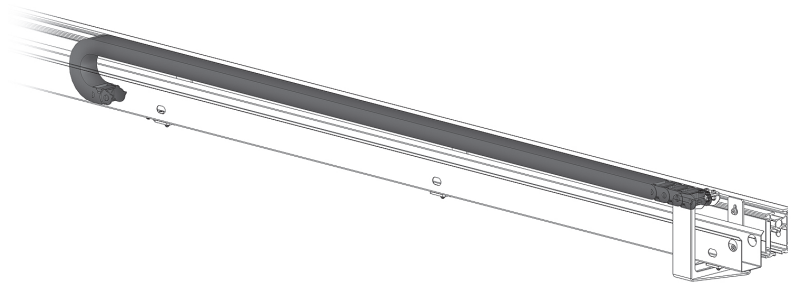
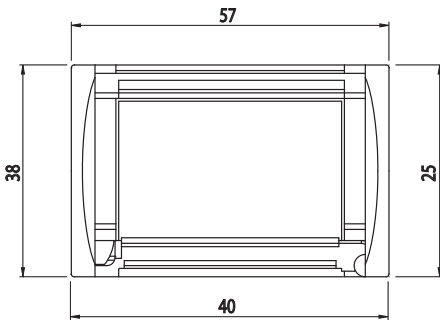


Nylon

Nylon
 Nylon
 Nylon
 Nylon

Other sizes available on request


A richiesta disponibili altre taglie
 Otros tamaños disponibles bajo solicitud
 Autres tailles disponibles sur demande
 Andere Größen auf Anfrage erhältlich



CHANNEL FOR 40X57 CHAIN

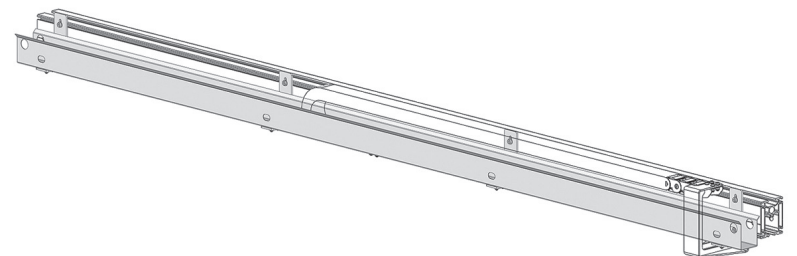
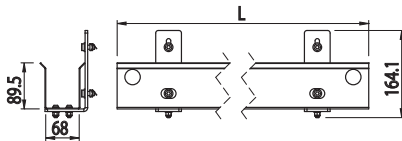
CANALINA PER CATENARIA 40X57
 CANALETA PARA ORUGA 40X57
 CANIVEAU POUR CHAÎNE 40X57
 KANAL FÜR KETTENFÖRDERER 40X57

Cod	Note	g
900.040.060.2000	L=2000 mm, provided with 3 brackets - L=2000 mm, fornita con 3 staffe - L=2000 mm, incluye 3 estribos - L=2000 mm, fournie avec 3 brides - L=2000 mm, mit 3 Bügeln geliefert	7200



Galvanised steel

Acciaio zincato
 Acero galvanizado
 Acier zingué
 Verzinkter Stahl






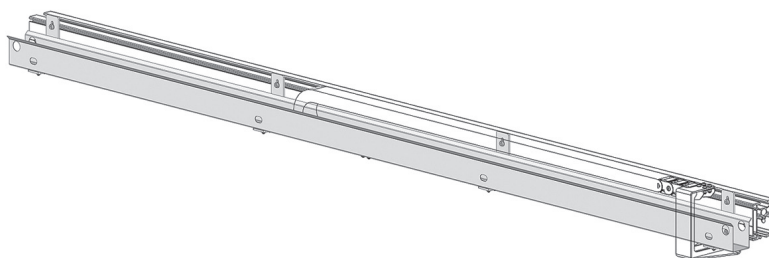
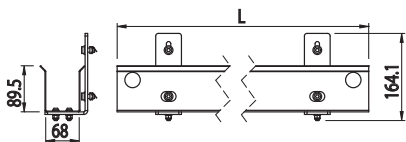
CHANNEL FOR 40X57 CHAIN

CANALINA PER CATENARIA 40X57
CANALETA PARA ORUGA 40X57
CANIVEAU POUR CHAÎNE 40X57
KANAL FÜR KETTENFÖRDERER 40X57

Cod	Note	g
900.040.060.3000	L=3000 mm, provided with 4 brackets - L=3000 mm, fornita con 4 staffe - L=3000 mm, incluye 4 estribos - L=3000 mm, fournie avec 4 brides - L=3000 mm, mit 4 Bügeln geliefert	11000




Galvanised steel
Acciaio zincato
Acero galvanizado
Acier zingué
Verzinkter Stahl



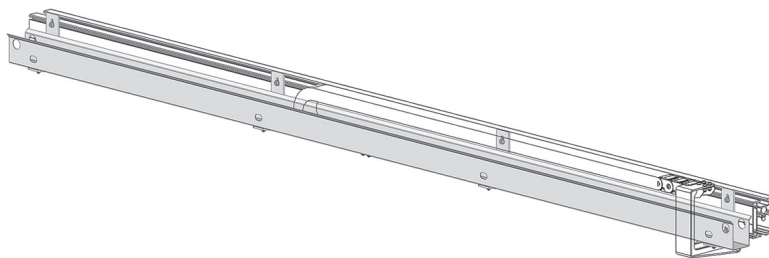
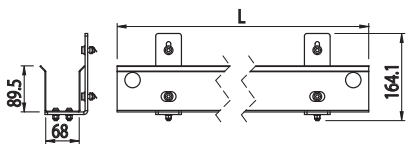
CHANNEL FOR 40X57 CHAIN

CANALINA PER CATENARIA 40X57
CANALETA PARA ORUGA 40X57
CANIVEAU POUR CHAÎNE 40X57
KANAL FÜR KETTENFÖRDERER 40X57

Cod	Note	g
900.040.060.4000	L=4000 mm, provided with 5 brackets - L=4000 mm, fornita con 5 staffe - L=4000 mm, incluye 5 estribos - L=4000 mm, fournie avec 5 brides - L=4000 mm, mit 5 Bügeln geliefert	14000



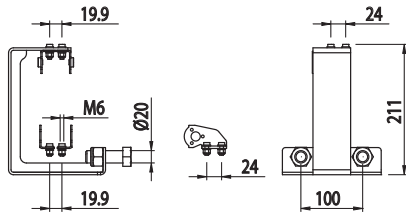
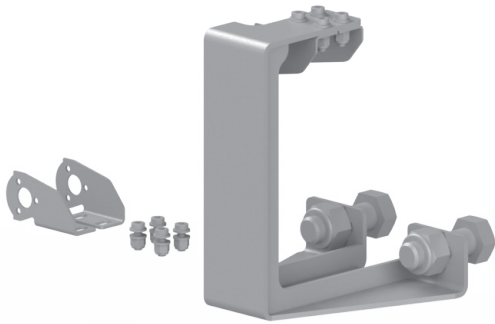
Galvanised steel
Acciaio zincato
Acero galvanizado
Acier zingué
Verzinkter Stahl





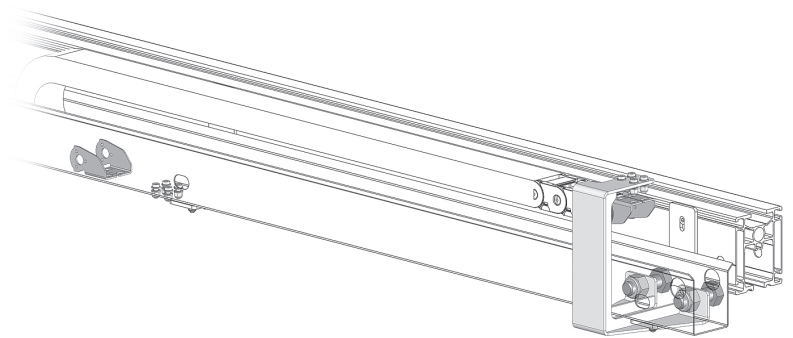
40X57 CHAIN CONNECTING BRACKET

STAFFA AGGANCIO CATENARIA 40X57
 ESTRIBO ENGANCHE ORUGA 40X57
 BRIDE FIXATION CHAÎNE 40X57
 HALTEBÜGEL FÜR KETTENFÖRDERER 40X57



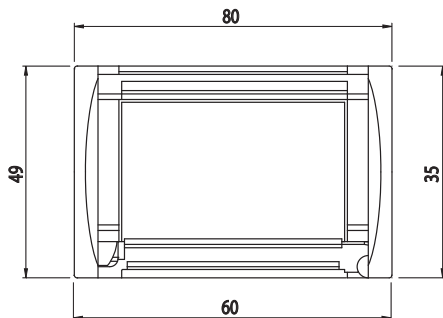

Cod	Note	g
900.040.060.100	For 900.200.101 carriage - Per carello 900.200.101 - Para carro 900.200.101 - Pour chariot 900.200.101 - Für Schlitten 900.200.101	1700

Galvanised steel
 Acciaio zincato
 Acero galvanizado
 Acier zingué
 Verzinkter Stahl



57X80 CHAIN

CATENARIA 57X80
 ORUGA 57X80
 CHAÎNE 57X80
 KETTENFÖRDERER 57X80




Cod	Note	g
900.060.100	57x80 Chain (H = 35) - R= 100 mm - Catenaria 57x80 (H = 35) - R= 100 mm - Oruga 57x80 (H = 35) - R = 100 mm - Chaîne 57x80 (H = 35) - R= 100 mm - Kettenförderer 57x80 (H = 35) - R= 100 mm	1200

Nylon
 Nylon
 Nylon
 Nylon
 Nylon

Other sizes available on request

A richiesta disponibili altre taglie
 Otros tamaños disponibles bajo solicitud
 Autres tailles disponibles sur demande
 Andere Größen auf Anfrage erhältlich






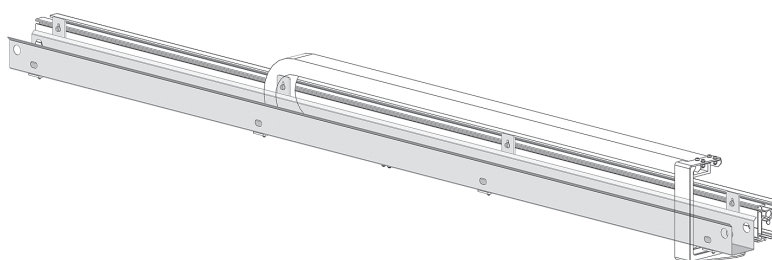
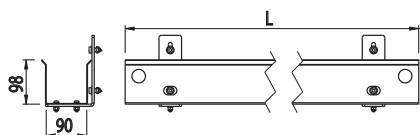
CHANNEL FOR 57X80 CHAIN

CANALINA PER CATENARIA 57X80
CANALETA PARA ORUGA 57X80
CANIVEAU POUR CHAÎNE 57X80
KANAL FÜR KETTENFÖRDERER 57X80

Cod	Note	g
900.060.100.2000	L=2000 mm, provided with 3 brackets - L=2000 mm, fornita con 3 staffe - L=2000 mm, incluye 3 estribos - L=2000 mm, fournie avec 3 brides - L=2000 mm, mit 3 Bügeln geliefert	16500




Galvanised steel
Acciaio zincato
Acero galvanizado
Acier zingué
Verzinkter Stahl



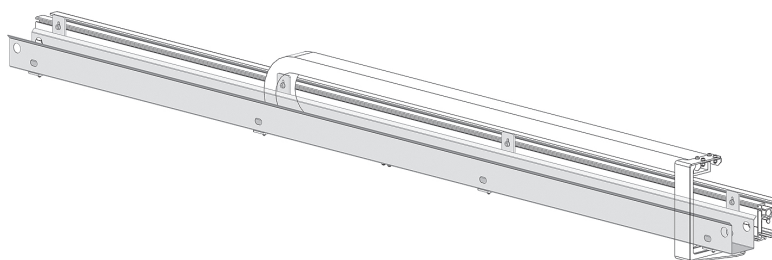
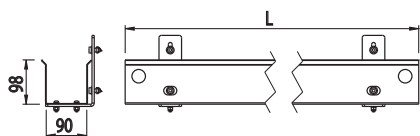
CHANNEL FOR 57X80 CHAIN

CANALINA PER CATENARIA 57X80
CANALETA PARA ORUGA 57X80
CANIVEAU POUR CHAÎNE 57X80
KANAL FÜR KETTENFÖRDERER 57X80

Cod	Note	g
900.060.100.3000	L=3000 mm, provided with 4 brackets - L=3000 mm, fornita con 4 staffe - L=3000 mm, incluye 4 estribos - L=3000 mm, fournie avec 4 brides - L=3000 mm, mit 4 Bügeln geliefert	12500

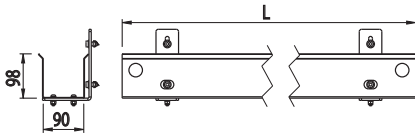



Galvanised steel
Acciaio zincato
Acero galvanizado
Acier zingué
Verzinkter Stahl



**CHANNEL FOR 57X80 CHAIN**


CANALINA PER CATENARIA 57X80
CANALETA PARA ORUGA 57X80
CANIVEAU POUR CHAÎNE 57X80
KANAL FÜR KETTENFÖRDERER 57X80



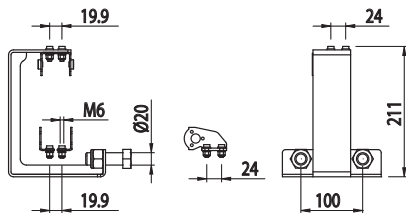
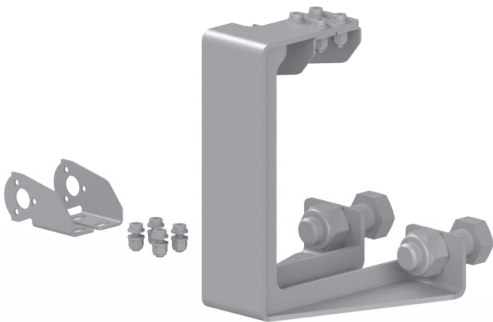
Cod	Note	g
900.060.100.4000	L=4000 mm, provided with 5 brackets - L=4000 mm, fornita con 5 staffe - L=4000 mm, incluye 5 estribos - L=4000 mm, fournie avec 5 brides - L=4000 mm, mit 5 Bügeln geliefert	16500

Galvanised steel

Acciaio zincato
Acero galvanizado
Acier zingué
Verzinkter Stahl

**57X80 CHAIN CONNECTING BRACKET**

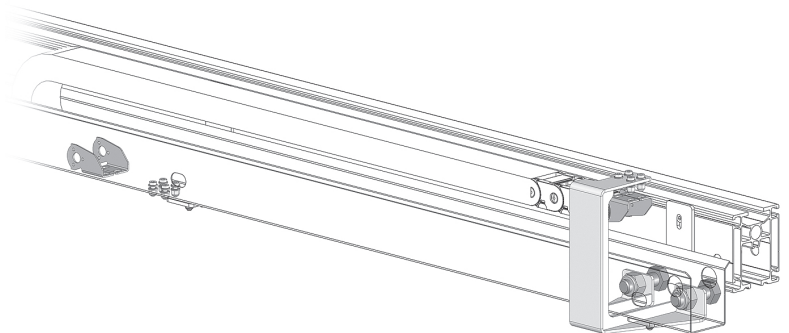
STAFFA AGGANCIAMENTO CATENARIA 57X80
ESTRIBO ENGANCHE ORUGA 57X80
BRIDE FIXATION CHAÎNE 57X80
HALTEBÜGEL FÜR KETTENFÖRDERER 57X80



Cod	Note	g
900.060.100.100	For 900.200.101 carriage - Per carello 900.200.101 - Para carro 900.200.101 - Pour chariot 900.200.101 - Für Schlitten 900.200.101	2100

Galvanised steel

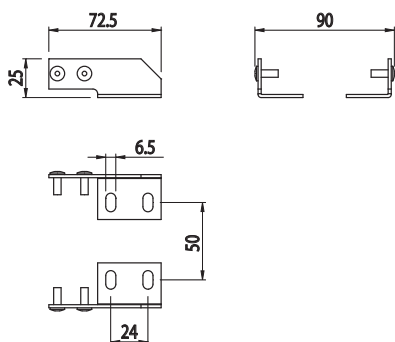

Acciaio zincato
Acero galvanizado
Acier zingué
Verzinkter Stahl





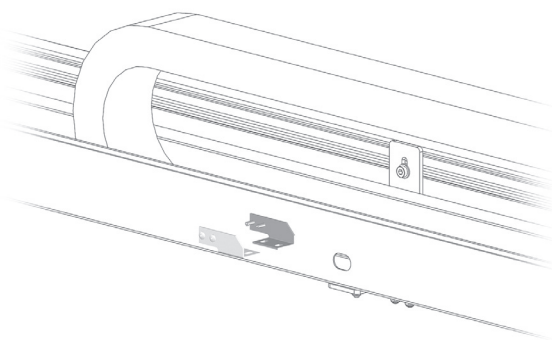
57X80 CHAIN CONNECTING KIT

KIT AGGANCIO CATENARIA 57X80
KIT ENGANCHE ORUGA 57X80
KIT FIXATION CHAÎNE 57X80
HAKENKIT FÜR KETTENFÖRDERER 57X80



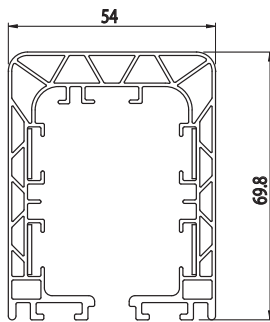

Cod	Note	g
900.060.100.200	For 57x80 channels - Per canaline 57x80 - Para canaletas 57x80 - Pour caniveaux 57x80 - Für Kanäle 57x80	100

Galvanised steel
Acciaio zincato
Acero galvanizado
Acier zingué
Verzinkter Stahl





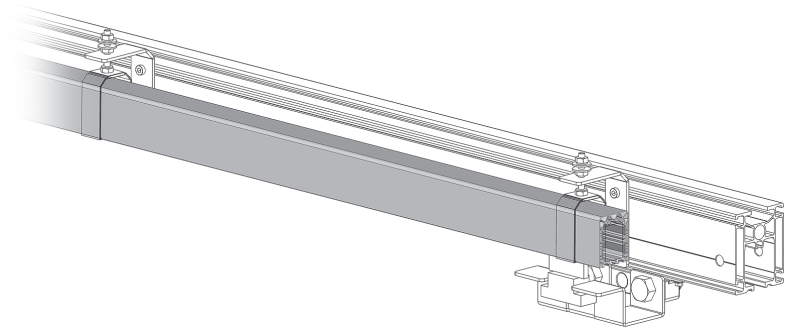
SLIDING CHANNEL 40A
 CANALINA SCORREVOLE 40A
 CANALETA CORREDIZA 40A
 CANIVEAU COULISSANT 40A
 SCHIEBEKANAL 40A



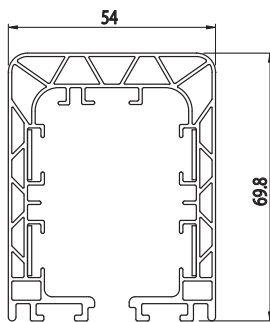

Cod	Note	g
900.500.040.2000	L = 2000 mm	2702

4-pole plastic channels

Canalina in plastica a 4 poli
 Canaleta de plástico con 4 polos
 Caniveau en plastique à 4 pôles
 4-poliger Kunststoffkanal



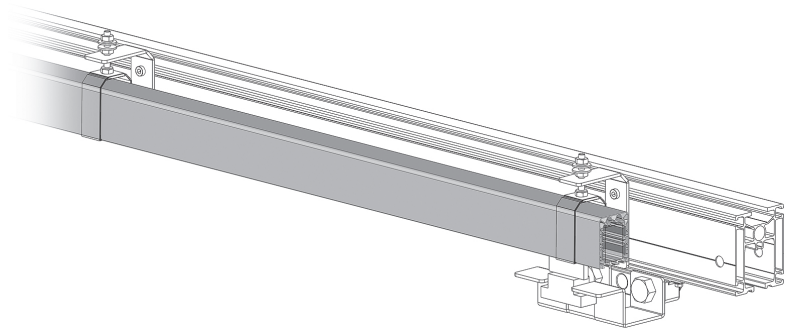
SLIDING CHANNEL 40A
 CANALINA SCORREVOLE 40A
 CANALETA CORREDIZA 40A
 CANIVEAU COULISSANT 40A
 SCHIEBEKANAL 40A



Cod	Note	g
900.500.040.3000	L = 3000 mm	4053

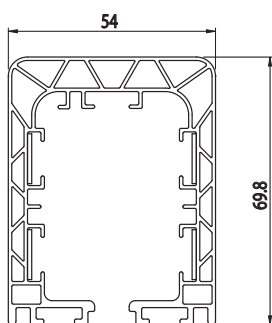

4-pole plastic channels

Canalina in plastica a 4 poli
 Canaleta de plástico con 4 polos
 Caniveau en plastique à 4 pôles
 4-poliger Kunststoffkanal





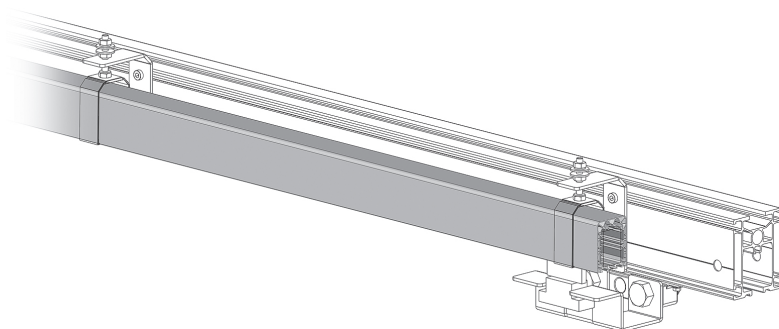
SLIDING CHANNEL 40A
 CANALINA SCORREVOLE 40A
 CANALETA CORREDIZA 40A
 CANIVEAU COULISSANT 40A
 SCHIEBEKANAL 40A



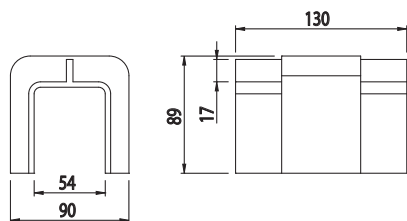

Cod	Note	g
900.500.040.4000	L = 4000 mm	5404

4-pole plastic channels

Canalina in plastica a 4 poli
 Canaleta de plástico con 4 polos
 Caniveau en plastique à 4 pôles
 4-poliger Kunststoffkanal

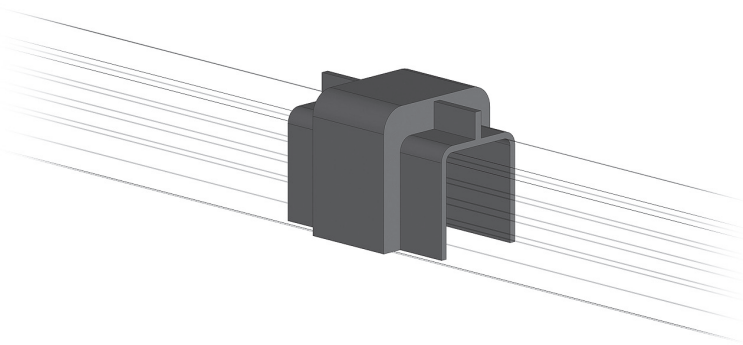


CHANNEL JOINT
 GIUNZIONE CANALINA
 UNIÓN CANALETA
 JONCTION CANIVEAU
 KANALVERBINDUNG



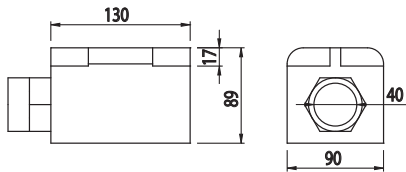

Cod	Note	g
900.501.040	Joint between bars - Giunzione tra barre - Unión entre barras - Jonction entre barres - Verbindung zwischen Stangen	96

Plastic
 Plastica
 Plástico
 Plastique
 Kunststoff



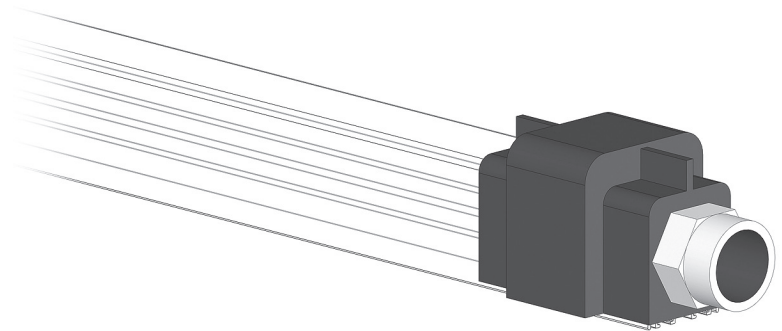
**CHANNEL FEED**

ALIMENTAZIONE CANALINA
ALIMENTACIÓN CANALETA
ALIMENTATION CANIVEAU
KANALVERSORGUNG

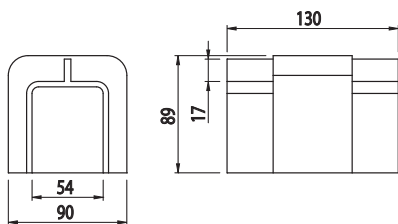



Cod	Note	g
900.502.040	4-pole 40 A - 40 A a 4 poli - 40 A con 4 polos - 40 A à 4 pôles - 40 A 4-polig	218

Plastic
Plastica
Plástico
Plastique
Kunststoff

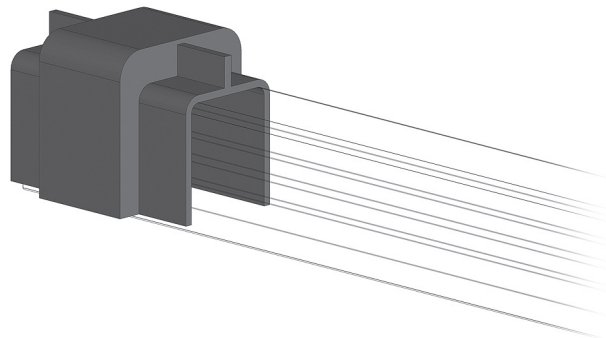
**CHANNEL CAP**

TAPPO CANALINA
TAPÓN CANALETA
BOUCHON CANIVEAU
ABDECKKAPPE FÜR KANAL



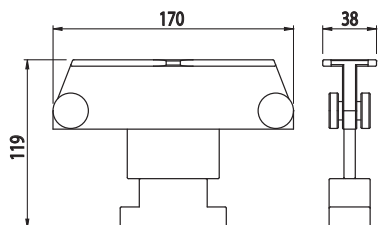
Cod	Note	g
900.503.040	End terminal - Terminale di chiusura - Terminal de cierre - Terminaison de fermeture - Verschlusskappe	120

Plastic
Plastica
Plástico
Plastique
Kunststoff






SLIDING CARRIAGE
CARRELLO SCORREVOLE
CARRO DESLIZANTE
CHARIOT COULISSANT
GLEITSCHLITTEN

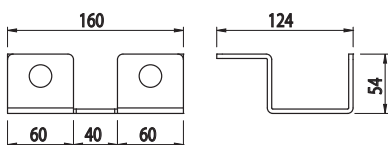



Cod	Note	g
900.508.040	4-contact carriage, 40 A - Carrello a 4 contatti, 40 A - Carro con 4 contactos, 40 A - Chariot à 4 contacts, 40 A - Schlitten mit 4 Kontakten, 40 A	656

Plastic
Plastica
Plástico
Plastique
Kunststoff

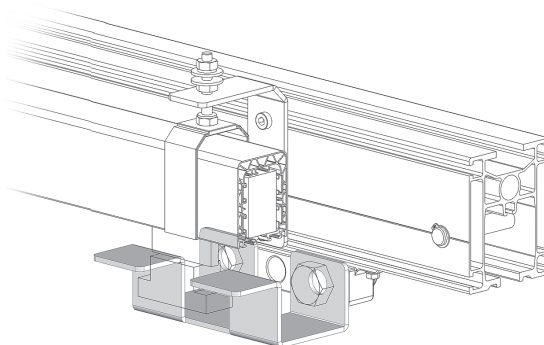


CARRIAGE JOINT
GIUNZIONE CARRELLI
UNIÓN CARROS
JONCTION CHARIOTS
SCHLITTENVERBINDUNG



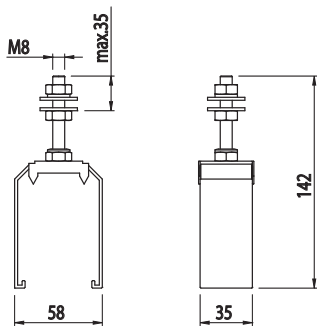

Cod	Note	g
900.504.040	Joining bracket for 900.200.101 carriage - Staffa di giunzione con carrello 900.200.101 - Estribo de unión con carro 900.200.101 - Bride de jonction pour chariot 900.200.101 - Bügel zur Verbindung mit Schlitten 900.200.101	915

Galvanised steel
Acciaio zincato
Acero galvanizado
Acier zingué
Verzinkter Stahl



**FIXED SUSPENSION**

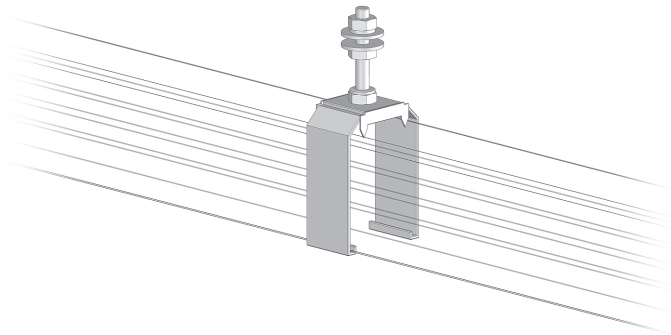
SOSPENSIONE FISSA
SUSPENSION FIJA
SUSPENSION FIXE
FESTE AUFHÄNGUNG



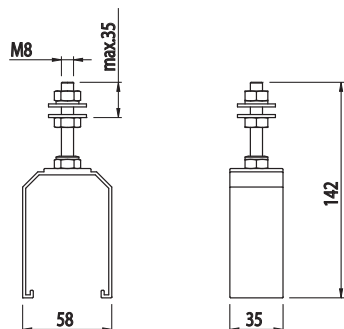

Cod	Note	g
900.505.040	For 40A channel - Per canalina 40A - Para canaleta 40A - Pour caniveau 40A - Für Kanal 40A	132

Galvanised steel

Acciaio zincato
Acero galvanizado
Acier zingué
Verzinkter Stahl

**SLIDING SUSPENSION**

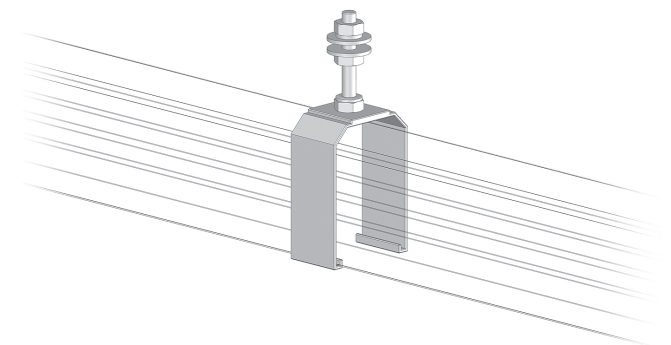
SOSPENSIONE SCORREVOLE
SUSPENSION CORREDIZA
SUSPENSION COULISSANTE
GLEITAUFHÄNGUNG



Cod	Note	g
900.506.040	For 40A channel - Per canalina 40A - Para canaleta 40A - Pour caniveau 40A - Für Kanal 40A	132

Galvanised steel

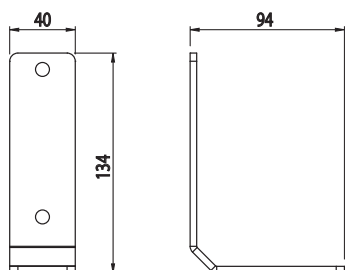
Acciaio zincato
Acero galvanizado
Acier zingué
Verzinkter Stahl





FIXING BRACKET

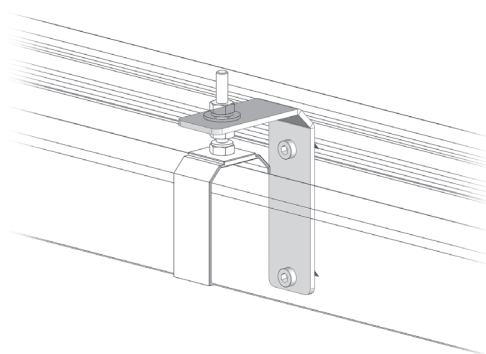
STAFFA DI FISSAGGIO
ESTRIBO DE FIJACIÓN
BRIDE DE FIXATION
BEFESTIGUNGSBÜGEL



Cod	Note	g
900.507.040	For profiles 900.110.090 and 900.180.090 - Per profili 900.110.090 e 900.180.090 - Para perfiles 900.110.090 y 900.180.090 - Pour profilés 900.110.090 et 900.180.090 - Für Profile 900.110.090 und 900.180.090	295

Galvanised steel

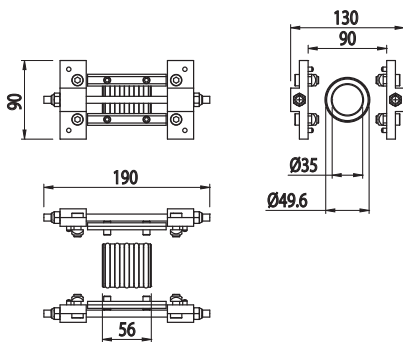

Acciaio zincato
Acero galvanizado
Acier zingué
Verzinkter Stahl





INTERMEDIATE PNEUMATIC JOINT

GIUNZIONE PNEUMATICA INTERMEDIA
UNIÓN NEUMÁTICA INTERMEDIA
JONCTION PNEUMATIQUE INTERMÉDIAIRE
PNEUMATISCHE ZWISCHENVERBINDUNG



Cod	Note	g
900.400.102	Suitable for profiles 900.135.091 and 900.180.090 - Adatta ai profili 900.135.091 e 900.180.090 - Apto para los perfiles 900.135.091 y 900.180.090 - Adaptée au profilés 900.135.091 et 900.180.090 - Geeignet für Profile 900.135.091 und 900.180.090	550

Bevel the Ø50 of the profile at 1,5x45°

Smussare 1,5x45° il Ø50 del profilo
Biselar el Ø50 del perfil a 1,5x45°
Biseauter le Ø50 du profilé à 1,5x45°
Den Ø50 des Profils 1,5x45° abschrägen

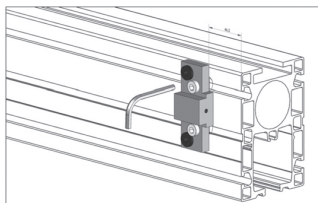
Posizionare la maschera di foratura 900.400.106 e forare le sedi per le spine di sicurezza. Ripetere le operazioni su entrambe le barre.

Position the drilling template 900.400.106 and drill out for the safety pins. Repeat the operations on both bars.

Colocar la plantilla de taladrado 900.400.106 y taladrar los alojamientos para los pasadores de seguridad. Repetir las operaciones en ambas barras.

Positionner le gabarit de perçage 900.400.106 et percer les logements des goupilles de sécurité. Répéter les opérations sur les deux barres.

Die Bohrmaske 900.400.106 positionieren und die Sitze für die Sicherheitsstifte bohren. Die Arbeiten an beiden Stangen wiederholen.



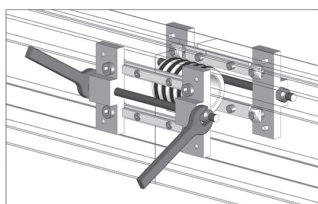
Inserire l'altro profilo sul quale vengono installati gli altri tasselli e serrare i dadi.

Insert the other profile where the other blocks are to be installed and tighten the nuts.

Colocar el otro perfil, montar en él los otros soportes y apretar las tuercas.

Introduire l'autre profilé sur lequel sont installées les autres chevilles et serrer les écrous.

Das andere Profil einsetzen, an dem die anderen Dübel montiert werden, und die Muttern festziehen.



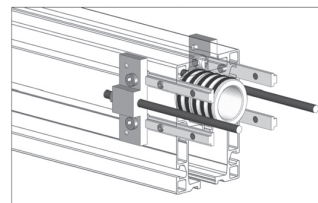
Inserire il manicotto di giunzione, le giunte lineari e i tasselli di serraggio su uno dei due profili.

Insert the equal union, the linear joints and the closing blocks on one of the two profiles.

Colocar el manguito de unión, las uniones lineales y los soportes de apriete en uno de los dos perfiles.

Introduire le manchon de jonction, les joints linéaires et les chevilles de serrage sur un des deux profilés.

Die Verbindungsmuffe, die linearen Verbinder und die Befestigungsdübel an einem der beiden Profile einsetzen.



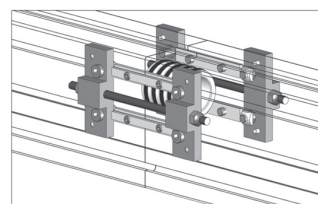
NOTA: nel profilo 900.135.091 è necessario aprire la cava cieca per circa 40 mm dall'estremità del profilo.

NOTE: on profile 900.135.091, the closed slot must be opened by around 40 mm from the end of the profile.

NOTA: en el perfil 900.135.091 es necesario abrir la ranura ciega unos 40 mm desde el extremo del perfil.

NOTE: pour le profilé 900.135.091, il est nécessaire d'ouvrir la rainure sur environ 40 mm à partir de l'extrémité du profilé.

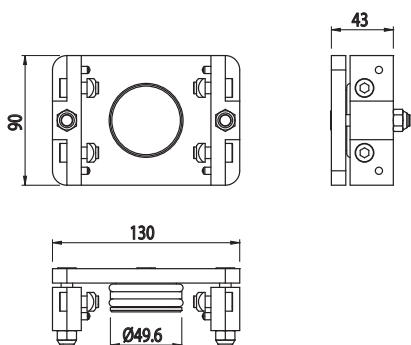

HINWEIS: Beim Profil 900.135.091 muss die Blindnut um circa 40 mm vom Profilende geöffnet werden.





PNEUMATIC CAP

TAPPO PNEUMATICO
TAPÓN NEUMÁTICO
BOUCHON PNEUMATIQUE
PNEUMATISCHE ABDECKKAPPE



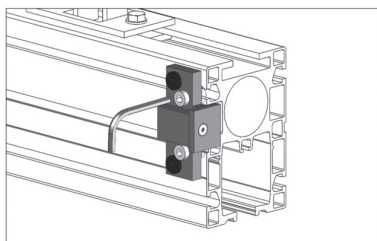
Cod	Note	g
900.400.101	Suitable for profiles 900.135.091 and 900.180.090 - Adatta ai profili 900.135.091 e 900.180.090 - Apto para los perfiles 900.135.091 y 900.180.090 - Adaptée au profilés 900.135.091 et 900.180.090 - Geeignet für Profile 900.135.091 und 900.180.090	450

Bevel the Ø50 of the profile at 1,5x45°

Smussare 1,5x45° il Ø50 del profilo
Biselar el Ø50 del perfile a 1,5x45°
Biseauter le Ø50 du profilé à 1,5x45°
Den Ø50 des Profils 1,5x45° abschrägen

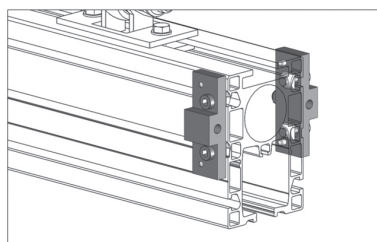
Posizionare la maschera di foratura 900.400.106.

Position the drilling template 900.400.106.
Colocar la plantilla de taladrado 900.400.106.
Positionner le gabarit de perçage 900.400.106.
Die Bohrmaske 900.400.106 positionieren.



Inserire i tasselli e serrare le viti.

Insert the blocks and tighten the screws.
Colocar los soportes y apretar los tornillos.
Introduire les chevilles et serrer les vis.
Die Dübel einsetzen und die Schrauben festziehen.



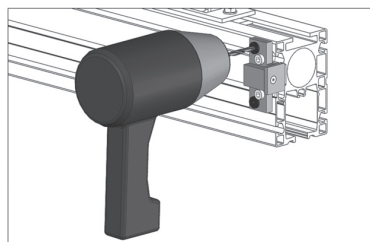
Forare le sedi per le spine di sicurezza. Ripetere le operazioni su entrambe le barre.

Drill out for the safety pins. Repeat the operations on both bars.

Taladrar los alojamientos para los pasadores de seguridad. Repetir las operaciones en ambas barras.

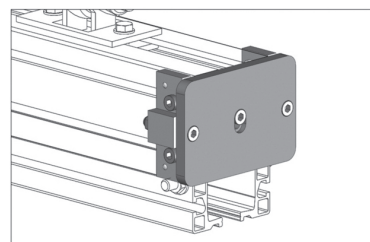
Perçer les logements des goupilles de sécurité. Répéter les opérations sur les deux barres.

Die Sitze für die Sicherheitsstifte bohren. Die Arbeiten an beiden Stangen wiederholen.



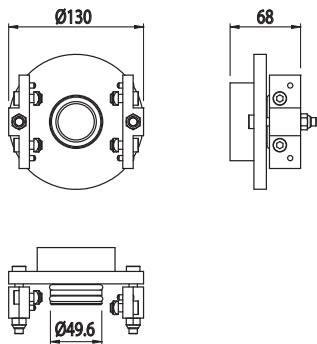

Inserire il tappo terminale e serrare le viti.

Insert the end cap and tighten the screws.
Colocar la tapa de extremo y apretar los tornillos.
Introduire le bouchon d'extrémité et serrer les vis.
Die Abdeckkappe einsetzen und die Schrauben festziehen.



**2" FEED KIT**

KIT DI ALIMENTAZIONE 2"
KIT DE ALIMENTACIÓN 2"
KIT D'ALIMENTATION 2"
VERSORGUNGSKIT 2"



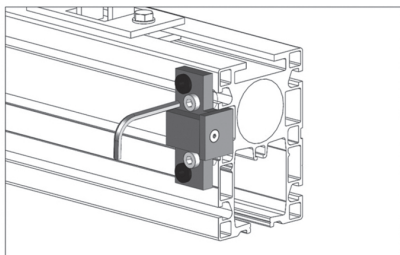
Cod	Note	g
900.400.104	Suitable for profiles 900.135.091 and 900.180.090 - Adatta ai profili 900.135.091 e 900.180.090 - Apto para los perfiles 900.135.091 y 900.180.090 - Adaptée au profilés 900.135.091 et 900.180.090 - Geeignet für Profile 900.135.091 und 900.180.090	500

Bevel the Ø50 of the profile at 1,5x45°

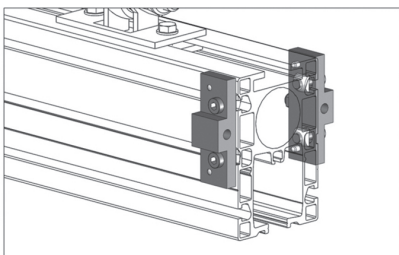
Smussare 1,5x45° il Ø50 del profilo
Biselar el Ø50 del perfil a 1,5x45°
Biseauter le Ø50 du profilé à 1,5x45°
Den Ø50 des Profils 1,5x45° abschrägen

Posizionare la maschera di foratura 900.400.106.

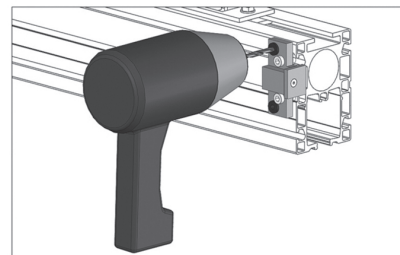
Position the drilling template 900.400.106.
Colocar la plantilla de taladrado 900.400.106.
Positionner le gabarit de perçage 900.400.106.
Die Bohrmaske 900.400.106 positionieren.

**Posizionare la maschera di foratura 900.400.106.**

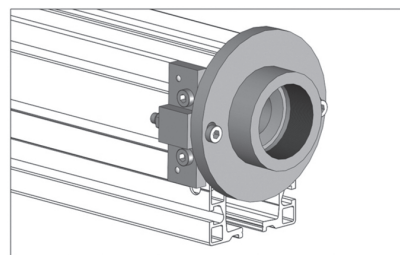
Position the drilling template 900.400.106.
Colocar la plantilla de taladrado 900.400.106.
Positionner le gabarit de perçage 900.400.106.
Die Bohrmaske 900.400.106 positionieren.

**Posizionare la maschera di foratura 900.400.106.**

Position the drilling template 900.400.106.
Colocar la plantilla de taladrado 900.400.106.
Positionner le gabarit de perçage 900.400.106.
Die Bohrmaske 900.400.106 positionieren.

**Posizionare la maschera di foratura 900.400.106.**

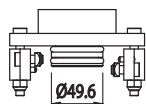
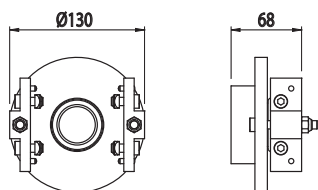

Position the drilling template 900.400.106.
Colocar la plantilla de taladrado 900.400.106.
Positionner le gabarit de perçage 900.400.106.
Die Bohrmaske 900.400.106 positionieren.





1/2" INTERMEDIATE AIR INLET

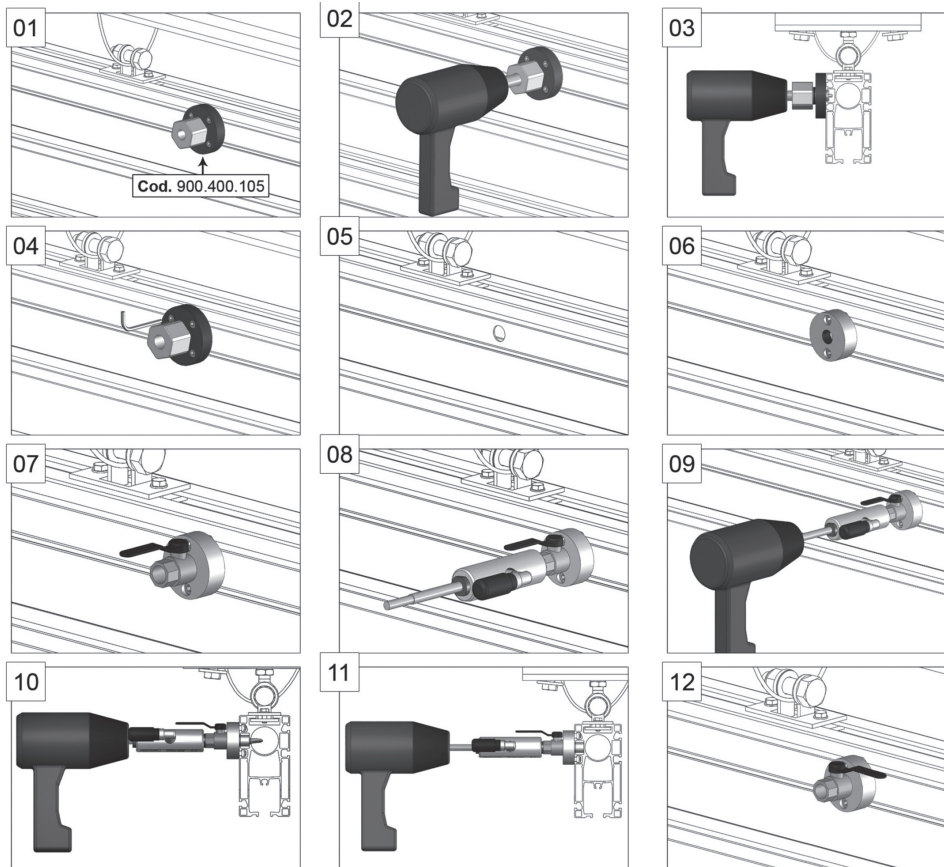
PRESA D'ARIA INTERMEDIA 1/2"
TOMA DE AIRE INTERMEDIA 1/2"
PRISE D'AIR INTERMÉDIAIRE 1/2"
PNEUMATISCHER ZWISCHENAUSLASS 1/2"



Cod	Note	g
900.400.103	Suitable for profiles 900.135.091 and 900.180.090 - Adatta ai profili 900.135.091 e 900.180.090 - Apto para los perfiles 900.135.091 y 900.180.090 - Adaptée au profilés 900.135.091 et 900.180.090 - Geeignet für Profile 900.135.091 und 900.180.090	110

Bevel the Ø50 of the profile at 1,5x45°

Smussare 1,5x45° il Ø50 del profilo
Biselar el Ø50 del perfile a 1,5x45°
Biseauter le Ø50 du profilé à 1,5x45°
Den Ø50 des Profils 1,5x45° abschrägen



**DRILLING TOOL**

ATTREZZO FORATURA
UTENSILIO PARA TALADRAR
OUTIL DE PERÇAGE
BOHRWERKZEUG



Cod	Note	g
900.400.105	For intermediate inlet - Per presa intermedia - Para toma intermedia - Pour prise intermédiaire - Für Zwischenauslass	950

DRILLING TOOL

ATTREZZO FORATURA
UTENSILIO PARA TALADRAR
OUTIL DE PERÇAGE
BOHRWERKZEUG




Cod	Note	g
R208.010.040	For intermediate inlet on pressurised lines - Per presa intermedia su linee in pressione - Para toma intermedia en líneas a presión - Pour prise intermédiaire sur lignes de pression - Für Zwischenklappe an unter Druck stehenden Leitungen	676



DRILLING TOOL FOR PINS

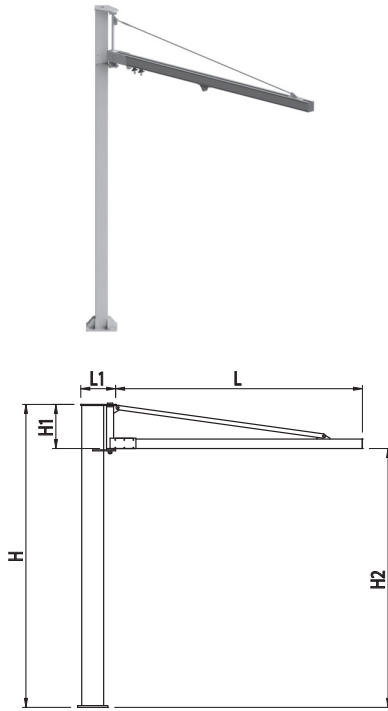
ATTREZZO FORATURA PER SPINE
UTENSILIO DE TALADRADO PARA PASADORES
OUTIL DE PERÇAGE POUR GOUPILLES
BOHRWERKZEUG FÜR STIFTE



Cod	Note	g
900.400.106	For Ø5 mm safety pins - Per spine di sicu- rezza Ø5 mm - Para pasadores de segu- ridad Ø5 mm - Pour goupilles de sécurité Ø5 mm - Für Sicherheitsstifte Ø5 mm	250

**PILLAR JIB CRANE**

GRU A BANDIERA A COLONNA
GRÚA PLUMA DE COLUMNAS
POTENCE SUR COLONNE
SÄULENSCHWENKKRAN



Cod	⚙️ Kg	H	H1	H2	L	L1
900.3000.2000.035	35	3580	580	3000	2000	330
900.3000.3000.035	35	3580	580	3000	3000	330
900.3000.4000.035	35	3580	580	3000	4000	330
900.3000.5000.035	35	3580	580	3000	5000	330
900.3000.6000.035	35	3580	580	3000	6000	330
900.3000.2000.050	50	3580	580	3000	2000	330
900.3000.3000.050	50	3580	580	3000	3000	330
900.3000.4000.050	50	3580	580	3000	4000	330
900.3000.5000.050	50	3580	580	3000	5000	400
900.3000.6000.050	50	3580	580	3000	6000	400
900.3000.2000.080	80	3580	580	3000	2000	330
900.3000.3000.080	80	3580	580	3000	3000	330
900.3000.4000.080	80	3580	580	3000	4000	330
900.3000.5000.080	80	3580	580	3000	5000	400
900.3000.6000.080	80	3580	580	3000	6000	400
900.3000.2000.120	120	3580	580	3000	2000	330
900.3000.3000.120	120	3580	580	3000	3000	330
900.3000.4000.120	120	3580	580	3000	4000	400
900.3000.5000.120	120	3580	580	3000	5000	400
900.3000.6000.120	120	3580	580	3000	6000	400
900.3000.2000.200	200	3580	580	3000	2000	400
900.3000.3000.200	200	3580	580	3000	3000	400
900.3000.4000.200	200	3580	580	3000	4000	400
900.3000.5000.200	200	4080	1080	3000	5000	425
900.3000.6000.200	200	4080	1080	3000	6000	425

Anodised aluminium

Alluminio anodizzato
Aluminium anodizado
Aluminio anodisé
Eloxiertes aluminium

Steel

Acciaio
Acero
Acier
Stahl

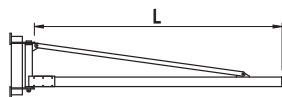
Other models on request

Altri modelli a richiesta
Otros modelos bajo solicitud
Autres modèles sur demande
Weitere Modelle auf Anfrage



WALL-MOUNTED JIB CRANE

GRU A BANDIERA A PARETE
GRÚA PLUMA MURAL
POTENCE MURALE
WANDSCHWENKKRAN



Cod	⚖ Kg	H	H1	H2	L	L1
900.2000.035	35	-	-	-	2000	-
900.3000.035	35	-	-	-	3000	-
900.4000.035	35	-	-	-	4000	-
900.5000.035	35	-	-	-	5000	-
900.6000.035	35	-	-	-	6000	-
900.2000.050	50	-	-	-	2000	-
900.3000.050	50	-	-	-	3000	-
900.4000.050	50	-	-	-	4000	-
900.5000.050	50	-	-	-	5000	-
900.6000.050	50	-	-	-	6000	-
900.2000.080	80	-	-	-	2000	-
900.3000.080	80	-	-	-	3000	-
900.4000.080	80	-	-	-	4000	-
900.5000.080	80	-	-	-	5000	-
900.6000.080	80	-	-	-	6000	-
900.2000.120	120	-	-	-	2000	-
900.3000.120	120	-	-	-	3000	-
900.4000.120	120	-	-	-	4000	-
900.5000.120	120	-	-	-	5000	-
900.6000.120	120	-	-	-	6000	-
900.2000.200	200	-	-	-	2000	-
900.3000.200	200	-	-	-	3000	-
900.4000.200	200	-	-	-	4000	-
900.5000.200	200	-	-	-	5000	-
900.6000.200	200	-	-	-	6000	-

Anodised aluminium

Alluminio anodizzato
Aluminium anodizado
Aluminio anodisé
Eloxiertes aluminium

Steel

Acciaio
Acero
Acier
Stahl

Other models on request

Altri modelli a richiesta
Otros modelos bajo solicitud
Autres modèles sur demande
Weitere Modelle auf Anfrage



INDEX



INDICE
ÍNDICE
INDEX
INDEX

CODE	PAGE	CODE	PAGE	CODE	PAGE
084.101.034	9	900.200.018	57	900.3000.4000.080	79
084.101.035	9	900.200.101	45	900.3000.4000.120	79
084.101.039	14	900.200.102	45	900.3000.4000.200	79
084.101.052	18	900.200.103	46	900.3000.5000.035	79
084.530.001	25	900.200.201	46	900.3000.5000.050	79
084.530.002	25	900.200.202	47	900.3000.5000.080	79
084.530.003	26	900.200.301	47	900.3000.5000.120	79
084.530.004	26	900.200.302	48	900.3000.5000.200	79
084.530.005	27	900.200.303	48	900.3000.6000.035	79
084.530.006	27	900.250.028	57	900.3000.6000.050	79
084.530.007	28	900.300.101	50	900.3000.6000.080	79
084.535.001	14	900.300.102	51	900.3000.6000.120	79
084.535.002	15	900.300.103	53	900.3000.6000.200	79
800.019.032	23	900.400.001	31	900.4000.035	80
800.019.033	23	900.400.002	32	900.4000.050	80
800.019.101	18	900.400.003	33	900.4000.080	80
800.019.102	19	900.400.003	34	900.4000.120	80
800.019.103	20	900.400.004	35	900.4000.200	80
800.019.104	20	900.400.011	36	900.5000.035	80
800.019.107	22	900.400.012	36	900.5000.050	80
800.019.108	21	900.400.013	36	900.5000.080	80
800.019.109	19	900.400.101	74	900.5000.120	80
801.001.001	10	900.400.102	73	900.5000.200	80
801.001.002	10	900.400.103	76	900.6000.035	80
801.001.003	11	900.400.104	75	900.6000.050	80
900.001.001	59	900.400.105	77	900.6000.080	80
900.001.002	59	900.400.106	78	900.6000.120	80
900.040.060	61	900.400.107	52	900.6000.200	80
900.040.060.100	63	900.500.014	57	R208.010.040	77
900.040.060.2000	61	900.500.028	58		
900.040.060.3000	62	900.500.040.2000	67		
900.040.060.4000	62	900.500.040.3000	67		
900.060.100	63	900.500.040.4000	68		
900.060.100.100	65	900.501.040	68		
900.060.100.200	66	900.502.040	69		
900.060.100.2000	64	900.503.040	69		
900.060.100.3000	64	900.504.040	70		
900.060.100.4000	65	900.505.040	71		
900.090.060	31	900.506.040	71		
900.100.101	37	900.507.040	72		
900.100.102	41	900.508.040	70		
900.100.103	44	900.1000.014	58		
900.100.105	41	900.1000.028	58		
900.100.106	55	900.2000.035	80		
900.100.107	56	900.2000.050	80		
900.100.108	54	900.2000.080	80		
900.100.109	54	900.2000.120	80		
900.100.111	39	900.2000.200	80		
900.100.112	40	900.3000.035	80		
900.100.113	38	900.3000.050	80		
900.100.114	38	900.3000.080	80		
900.100.115	39	900.3000.120	80		
900.100.116	42	900.3000.200	80		
900.100.117	40	900.3000.2000.035	79		
900.100.118	42	900.3000.2000.050	79		
900.100.119	44	900.3000.2000.080	79		
900.100.121	43	900.3000.2000.120	79		
900.100.122	56	900.3000.2000.200	79		
900.100.123	43	900.3000.3000.035	79		
900.100.124	55	900.3000.3000.050	79		
900.110.090	32	900.3000.3000.080	79		
900.125.028	57	900.3000.3000.120	79		
900.135.090	34	900.3000.3000.200	79		
900.135.091	33	900.3000.4000.035	79		
900.180.090	35	900.3000.4000.050	79		



Progetto grafico e impaginazione Alusic, Mondovì (CN)
Finito di stampare nel mese di dicembre 2023
presso tipografia San Martino, San Martino in Rio (RE)

KS LINE
ED. 13 UPD.02



ALUSIC S.p.A.

VIA BOLOGNA, 10/D

12084 MONDOVÌ (CN) - ITALY

TEL.: (+39) 0174.55.29.49 - (+39) 0174.47.780

MAIL: contact@alusic.com

www.alusic.com

copyright - 01/2025